



**RULES FOR PARA-EQUESTRIAN  
DRESSAGE EVENTS**  
3rd edition, effective 1st January 2011

Printed in Switzerland  
Copyright © 2011 Fédération Equestre Internationale  
Reproduction strictly reserved

Fédération Equestre Internationale  
Chemin des Délices 9  
1006 Lausanne  
Switzerland

t +41 21 310 47 47  
f +41 21 310 47 60  
e [info@fei.org](mailto:info@fei.org)  
[www.fei.org](http://www.fei.org)

# Table of Contents

PREAMBLE	4
THE FEI CODE OF CONDUCT FOR THE WELFARE OF THE HORSE	4
CHAPTER I DRESSAGE	7
Article 8401 Object and general principles of Dressage	7
Article 8402 The Halt	7
Article 8403 The Walk	8
Article 8404 The Trot	9
Article 8405 The Canter	10
Article 8406 The Rein back	12
Article 8407 The Transitions	12
Article 8408 The Half-halt	12
Article 8409 The Changes of direction	12
Article 8410 The Figures	12
Article 8411 Work on two (2) tracks	14
Article 8412 The Lateral movements	14
Article 8413 The half-pirouette and turn on the haunches	16
Article 8414 The Passage	17
Article 8415 The Piaffe	17
Article 8416 The Collection	18
Article 8417 The Submission / The Impulsion	18
Article 8418 The Position and aids of the Athlete	19
CHAPTER II PARA-EQUESTRIAN DRESSAGE EVENTS	20
Article 8419 Object of Para-Equestrian International Dressage Events	20
Article 8420 Categories of Para-Equestrian Dressage Events	20
Article 8421 Dressage Tests	21
Article 8422 Conditions of participation	23
Article 8423 Invitations and Entries	24
Article 8424 Declaration of starters	25
Article 8425 Draw for the starting order	25
Article 8426 Weight	26
Article 8427 Dress	26
Article 8428 Saddlery	27
Article 8429 Arena and exercise areas	35
Article 8430 Execution of the Tests	37
Article 8431 Time and Technical Failure	39
Article 8432 Marking	39
Article 8433 Judges' sheets	40
Article 8434 Calculation of scores and results	40
Article 8435 Publishing of results	41
Article 8436 Prize-Giving	41
CHAPTER III GROUND JURY, APPEAL COMMITTEE, TECHNICAL DELEGATE, CLASSIFIERS VETERINARY COMMISSION AND VETERINARY DELEGATE, STEWARDS AND ABUSE OF HORSES	42
Article 8437 Ground Jury	42
Article 8438 Technical Delegate	43
Article 8439 Classifiers	43

Article 8440	Appeal Committee.....	44
Article 8441	Abuse of Horses.....	44
Article 8442	Veterinary Commission and Veterinary Delegate (see also FEI Veterinary Regulations).....	44
Article 8443	Stewards.....	44
<b>CHAPTER IV VETERINARY INSPECTIONS AND EXAMINATIONS, MEDICATION CONTROL AND PASSPORTS OF HORSES.....</b>		<b>45</b>
Article 8444	Horse Inspections and Examinations.....	45
Article 8445	Medication Control of Horses .....	45
Article 8446	Passports of Horses .....	45
<b>CHAPTER V WORLD AND CONTINENTAL INDIVIDUAL AND TEAM DRESSAGE CHAMPIONSHIPS .....</b>		<b>46</b>
Article 8447	Organization.....	46
Article 8448	Technical Delegate .....	46
Article 8449	Appeal Committee.....	46
Article 8450	Participation.....	46
Article 8451	Qualification .....	46
Article 8452	Expenses and Privileges.....	46
Article 8453	Calculation of scores and results.....	47
Article 8454	Prizes and Prize Money.....	47
Article 8455	Miscellaneous .....	47
<b>CHAPTER VI PARALYMPIC GAMES .....</b>		<b>48</b>
Article 8456	Participation .....	48
Article 8457	Tests to be ridden .....	48
Article 8458	Order of Starting .....	48
Article 8459	Schooling of Horses .....	48
Article 8460	Ground Jury.....	49
Article 8461	Paralympic Medals.....	49
<b>ANNEX I Classification .....</b>		<b>50</b>
<b>ANNEX II International PE Dressage Judges.....</b>		<b>53</b>
<b>ANNEX III Guidelines for Dressage Competitions with All Horses Borrowed .....</b>		<b>55</b>
<b>ANNEX IV Categories of Events.....</b>		<b>56</b>
<b>ANNEX V Directives for FEI "O" Judges .....</b>		<b>57</b>
<b>ANNEX VI Stable Security .....</b>		<b>57</b>
<b>ALPHABETICAL INDEX.....</b>		<b>58</b>

## PREAMBLE

The present Rules for Para-Equestrian (PE) Dressage Events (hereinafter the PE Dressage Rules") are effective from 1st January 2011. From this date on, all other rules covering the same matter (other editions and all other official documents, including those of the International Paralympic Equestrian Committee – IPEC) issued previously are superseded.

Although this Rules set out the detailed Rules of the Fédération Equestre Internationale ("FEI") governing the Para- Equestrian International Dressage Events, they must be read in conjunction with the Statutes, the General Regulations (hereinafter the "GRs"), the Veterinary Regulations (hereinafter the "VRs"), as well as the FEI Rules for Dressage Events, the Generic Rules for PE Events and all other FEI Rules and Regulations.

Every eventuality cannot be provided for in these PE Dressage Rules. In any unforeseen or exceptional circumstances, it is the duty of the Ground Jury or the relevant person or body to make a decision in a sporting spirit and approaching as near as possible the intention of the PE Dressage Rules and of the FEI GRs. Should there remain any omissions in the PE Dressage Rules, such omission shall be interpreted in a manner compatible to the fullest extent with the other provisions of these PE Dressage Rules, other Rules and Regulations of the FEI, and sporting spirit.

In the PE Dressage Rules, the use of the masculine shall be interpreted to also include the feminine form.

Any terms with the capitalized letter are defined in the PE Dressage Rules, in the GRs or in the Statutes.

## THE FEI CODE OF CONDUCT FOR THE WELFARE OF THE HORSE

The FEI requires all those involved in international equestrian sport to adhere to the FEI's Code of Conduct and to acknowledge and accept that at all times the welfare of the Horse must be paramount and must never be subordinated to competitive or commercial influences.

**1. At all stages during the preparation and training of competition Horses, welfare must take precedence over all other demands.**

a) Good Horse management

Stabling, feeding and training must be compatible with good Horse management and must not compromise welfare. Any practices which could cause physical or mental suffering, in or out of Competition, will not be tolerated.

b) Training methods

Horses must only undergo training that matches their physical capabilities and level of maturity for their respective disciplines. They must not be subjected to any training methods which are abusive or cause fear or for which they have not been properly prepared.

c) Farriery and tack

Foot care and shoeing must be of a high standard. Tack must be designed and fitted to avoid the risk of pain or injury.

d) Transport

During transportation, Horses must be fully protected against injuries and other health risks. Vehicles must be safe, well ventilated, maintained to a high standard, disinfected

regularly and driven by competent staff. Competent handlers must always be available to manage the Horses.

e) Transit

All journeys must be planned carefully, and Horses allowed regular rest periods with access to food and water in line with current FEI guidelines.

**2. Horses and Athletes must be fit, competent and in good health before they are allowed to compete.**

a) Fitness and competence

Participation in competition must be restricted to fit Horses and Athletes of proven competence.

b) Health status

No Horse showing symptoms of disease, lameness or other significant ailments or pre-existing clinical conditions should compete or continue to compete when to do so would compromise its welfare. Veterinary advice must be sought whenever there is any doubt.

c) Doping and Medication

Abuse of doping and medication is a serious welfare issue and will not be tolerated. After any veterinary treatment, sufficient time must be allowed for full recovery before Competition.

d) Surgical procedures

Any surgical procedures that threaten a competing Horse's welfare or the safety of other Horses and/or Athletes must not be allowed.

e) Pregnant/recently foaled mares

Mares must not compete after their fourth month of pregnancy or with foal at foot.

f) Misuse of aids

Abuse of a Horse using natural riding aids or artificial aids (e.g. whips, spurs, etc.) will not be tolerated.

**3. Events must not prejudice Horse welfare.**

a) Competition areas

Horses must only be trained and compete on suitable and safe surfaces. All obstacles must be designed with the safety of the Horse in mind.

b) Ground surfaces

All ground surfaces on which Horses walk, train or compete must be designed and maintained to reduce factors that could lead to injuries. Particular attention must be paid to the preparation, composition and upkeep of surfaces.

c) Extreme weather

Competitions must not take place in extreme weather conditions if the welfare or safety of the Horse may be compromised. Provision must be made for cooling Horses quickly after competing in hot or humid conditions.

d) Stabling at events

Stables must be safe, hygienic, comfortable, well ventilated and of sufficient size for the type and disposition of the Horse. Clean, good quality and appropriate feed and bedding, fresh drinking water, and washing-down water must always be available.

e) Fitness to travel

After competition, a Horse must be fit to travel in accordance with the FEI's guidelines.

**4. Every effort must be made to ensure that Horses receive proper attention after they have competed and that they are treated humanely when their competition careers are over.**

a) Veterinary treatment

Veterinary expertise must always be available at an Event. If a Horse is injured or exhausted during a Competition, the Athlete must dismount and a veterinarian must check the Horse.

b) Referral centres

Wherever necessary, the Horse should be collected by ambulance and transported to the nearest relevant treatment centre for further assessment and therapy. Injured Horses must be given full supportive treatment before transport.

c) Competition injuries

The incidence of injuries sustained in competition should be monitored. Ground surface conditions, frequency of Competitions and any other risk factors should be examined carefully to indicate ways to minimise injuries.

d) Euthanasia

If injuries are sufficiently severe the Horse may need to be euthanased by a veterinarian as soon as possible on humane grounds and with the sole aim of minimising suffering.

e) Retirement

Every effort should be made to ensure that Horses are treated sympathetically and humanely when they retire from competition.

**5. The FEI urges all those involved in equestrian sport to attain the highest possible levels of education in their areas of expertise relevant to the care and management of the Competition Horse.**

This Code of Conduct for the Welfare of the Horse may be modified from time to time and the views of all are welcomed. Particular attention will be paid to new research findings and the FEI encourages further funding and support for welfare studies.

The Code is available in English, French, Spanish, German and Arabic. The Code is also available on the FEI's website: [www.fei.org](http://www.fei.org)

The English text shall be the authoritative version for legal purposes.

## CHAPTER I            DRESSAGE

*Articles 8401 to 8417. Wherever possible the PE Athlete should follow the object and general principles of Dressage. However, as Athletes with impairments do not have the use of the entire body, all references to the aids must be interpreted to include the use of other parts of the body and/or appropriate and approved compensating aids. (See also the current edition of FEI Rules for Dressage Events, Rules on Functional Classification and the Generic Rules for PE Events).*

### **Article 8401    Object and general principles of Dressage**

1. The object of Dressage is the development of the Horse into a happy Athlete through harmonious education. As a result it makes the Horse supple, loose and flexible, but also confident, attentive and keen, thus achieving perfect understanding with his Athlete.

2. These qualities are demonstrated by:

2.1. The freedom and regularity of the paces;

2.2. The harmony, lightness and ease of the movements;

2.3. The lightness of the forehand and the engagement of the hind-quarters, originating in a lively impulsion;

2.4. The acceptance of the bridle, with submissiveness throughout and without any tenseness or resistance.

3. The Horse thus gives the impression of doing of his own accord what is required of him. Confident and attentive, he submits generously to the control of his rider, remaining absolutely straight in any movement on a straight line and bending accordingly when moving on curved lines.

4. His walk is regular, free and unconstrained. His trot is free, supple, regular, sustained and active. His canter is united, light and cadenced. His quarters are never inactive or sluggish. He responds to the slightest indication of the Athlete and thereby gives life and spirit to all the rest of his body.

5. By virtue of a lively impulsion and the suppleness of his joints, free from the paralysing effects of resistance, the Horse obeys willingly and without hesitation and responds to the various aids calmly and with precision, displaying a natural and harmonious balance both physically and mentally.

6. In all his work, even at the halt, the Horse must be "on the bit". A Horse is said to be "on the bit" when the neck is more or less raised and arched according to the stage of training and the extension or collection of the pace, and he accepts the bridle with a light and soft contact and submissiveness throughout. The head should remain in a steady position, as a rule slightly in front of the vertical, with a supple poll as the highest point of the neck, and no resistance should be offered to the Athlete.

7. Cadence is shown in trot and is the result of the proper harmony that a Horse shows when it moves with well-marked regularity, impulsion and balance.


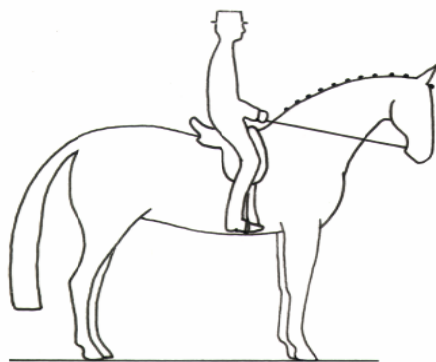
Cadence must be maintained in all the different trot exercises and in all the variations of trot.

8. The rhythm that a Horse maintains in all his paces is fundamental to Dressage.

### **Article 8402    The Halt**

1. At the halt, the Horse should stand attentive, engaged, motionless and straight, with the weight evenly distributed over all four legs, being by pairs abreast with each other. The neck should be raised, the poll high and the head slightly in front of the vertical. While remaining "on the bit" and maintaining a light and soft contact with the Athlete's hand, the Horse may quietly chew the bit and should be ready to move off at the slightest indication of the Athlete.

2. The halt is obtained by the displacement of the Horse's weight to the quarters by maintaining a light and soft contact, driving the Horse forwards whilst gently restraining it, causing an almost instantaneous but not abrupt halt at a previously fixed place. The halt is prepared by a series of half halts – see transitions.



### Article 8403 The Walk

1. The walk is a marching pace in a regular four-time beat. This regularity combined with full relaxation must be maintained throughout all walk movements.

2. When the foreleg and the hind leg on the same side move almost on the same beat, the walk tends to become an almost lateral movement. This irregularity, which might become an ambling movement, is a serious deterioration of the pace.

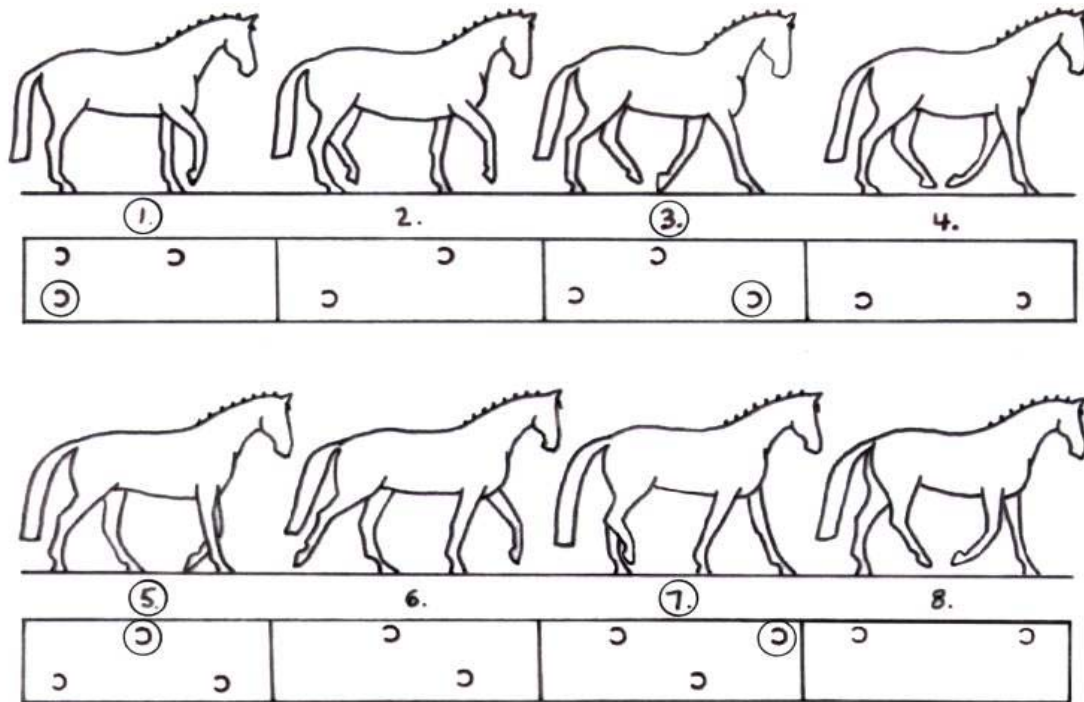
3. It is at the pace of walk that the imperfections of Dressage are most evident. This is also the reason why a Horse should not be asked to walk "on the bit" at the early stages of his training. A too precipitated collection will not only spoil the collected walk, but the medium and the extended walk as well.

4. The following walks are recognised: *Collected walk*, *Medium walk*, *Extended walk* and *Free walk*. There should always be a clear difference in the attitude and over-tracking in these variations.

4.1. *Collected walk*. The Horse, remaining "on the bit", moves resolutely forward, with his neck raised and arched and showing a clear self-carriage. The head approaches the vertical position, the light contact with the mouth being maintained. The hind legs are engaged with good hock action. The pace should remain marching and vigorous, the feet being placed in regular sequence. Each step covers less ground and is higher than at the medium walk, because all the joints bend more markedly. In order not to become hurried or irregular, the collected walk is shorter than the medium walk, although showing greater activity.

4.2. *Medium walk*. A clear, regular and unconstrained walk of moderate lengthening. The Horse, remaining "on the bit", walks energetically but calmly, with even and determined steps, the hind feet touching the ground in front of the footprints of the fore-feet. The Athlete maintains a light, soft and steady contact with the mouth allowing the natural movement of the head and neck.

4.3. *Extended walk*. The Horse covers as much ground as possible, without haste and without losing the regularity of his steps, the hind feet touching the ground clearly in front of the footprints of the forefeet. The Athlete allows the Horse to stretch out his head and neck without, however, losing contact with the mouth and control of the poll.



The walk is a pace in four (4)-beat rhythm with eight phases (numbers in circles indicate the beat).

4.4. *Free walk*. The free walk is a pace of relaxation in which the Horse is allowed complete freedom to lower and stretch out his head and neck. The hind-feet should touch the ground clearly in front of the footprints of the fore-feet.

#### Article 8404 The Trot

1. The trot is a pace of "two time" on alternate diagonal legs (left fore and right hind leg and vice versa) separated by a moment of suspension.

2. The trot, always with free, active and regular steps, should be moved into without hesitation.

3. The quality of the trot is judged by the general impression, the regularity and elasticity of the steps - originating from a supple back and well engaged hind-quarters - and by the ability of maintaining the same rhythm and natural balance, even after a transition from one trot to another.

4. The following trots are recognised: *Collected trot*, *Working trot*, *Medium trot* and *Extended trot*.

4.1. *Collected trot*. The Horse, remaining "on the bit", moves forward with his neck raised and arched. The hocks, being well engaged, maintain an energetic impulsion, thus enabling the shoulders to move with greater ease in any direction. The Horse's steps are shorter than in the other trots, but he is lighter and more mobile.

4.2. *Working trot*. This is a pace between the collected and the medium trot, in which a Horse, not yet trained and ready for collected movements, shows himself properly balanced and, remaining "on the bit", goes forward with even, elastic steps and good hock action. The expression "good hock action" does not mean that collection is a required quality of working trot. It only underlines the importance of an impulsion originating from the activity of the hind-quarters.

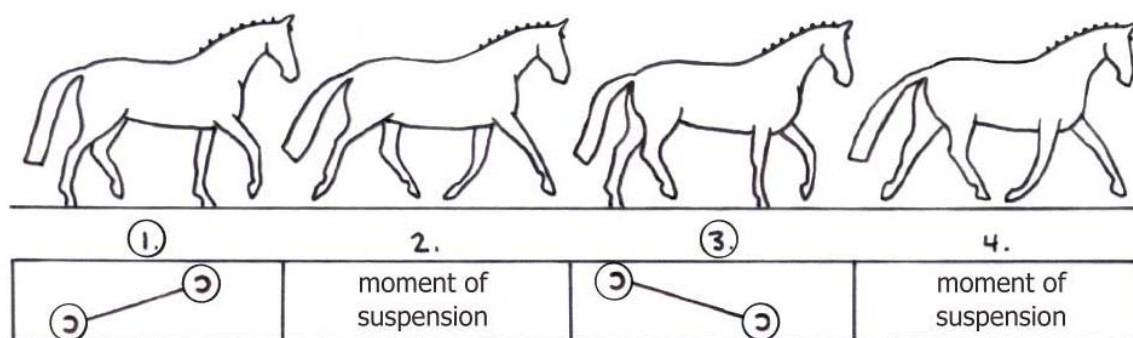
4.3. *Medium trot*. This is a pace between the working and the extended trot, but more "round" than the latter. The Horse goes forward with clear and moderately lengthened steps and with obvious impulsion from the hind-quarters, always keeping the same character as in the working trot. The Athlete allows the Horse, remaining "on the bit", to carry his head a little more in front of the vertical than at the collected and the working trot, and allows him at the

same time to lower his head and neck slightly. The steps should be even, and the whole movement balanced and unconstrained.

4.4. *Extended trot.* The Horse covers as much ground as possible. Maintaining the same cadence, he lengthens his steps to the utmost as a result of great impulsion from the hind-quarters. The Athlete allows the Horse, remaining "on the bit", without leaning on it, to lengthen his frame and to gain ground. The fore feet should touch the ground on the spot towards which they are pointing. The movement of the fore and hind legs should be similar (parallel) in the forward moment of the extension. The whole movement should be well balanced and the transition to collected trot should be smoothly executed by taking more weight on the hind-quarters.

4.5 *Lengthening of steps.* This is a variation between the Working and the Medium trot in which a Horse's training is not developed enough for Medium trot.

5. All trot work may be executed sitting or rising.



The trot is a pace in two (2)-beat rhythm with four (4) phases  
(Numbers in circles indicate the beat)

## Article 8405 The Canter

1. The canter is a pace of "three time", where at canter to the right, for instance, the footfalls follow one another as follows: left hind, left diagonal (simultaneously left fore and right hind), right fore, followed by a moment of suspension with all four (4) feet in the air before the next stride begins.

2. The canter, always with light, cadenced and regular strides, should be moved into without hesitation.

3. The quality of the canter is judged by the general impression, the regularity and lightness of the three time pace - originating from the acceptance of the bridle with a supple poll and in the engagement of the hind-quarters with an active hock action - and by the ability of maintaining the same rhythm and a natural balance, even after a transition from one canter to another. The Horse should always remain straight on straight lines.

4. The following canters are recognised: *Collected canter*, *Lengthening of strides*, *Working canter*, *Medium canter* and *Extended canter*.

4.1. *Collected canter.* The Horse, remaining "on the bit", moves forward with his neck raised and arched. The collected canter is marked by the lightness of the forehand and the engagement of the hind-quarters: i.e. is characterised by supple, free and mobile shoulders and very active quarters. The Horse's strides are shorter than at the other canters, but he is lighter and more mobile.

4.2. *Working canter.* This is a pace between the collected and the medium canter, in which a Horse, not yet trained and ready for collected movements, shows himself properly balanced and, remaining "on the bit", goes forward with even, light and cadenced strides and good hock action. The expression "good hock action" does not mean that collection is a required quality of working canter. It only underlines the importance of an impulsion originating from the activity of the hind-quarters.

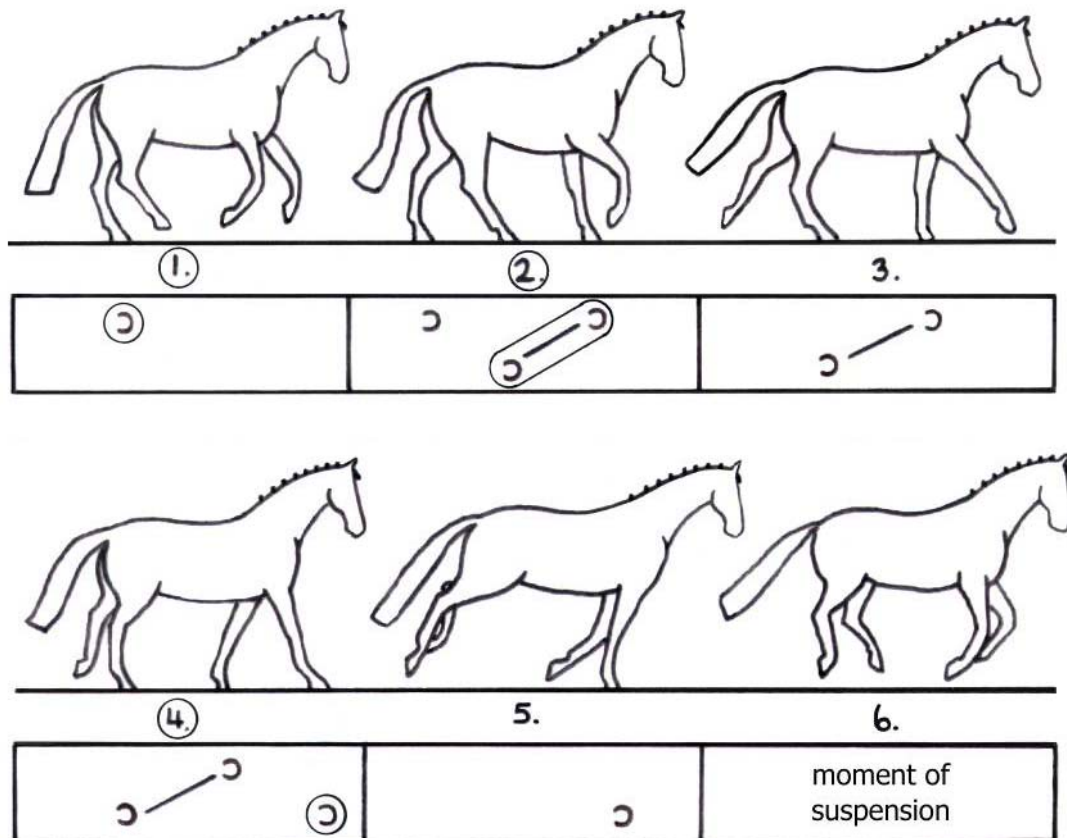
4.3. *Medium canter.* This is a pace between the working and the extended canter. The Horse goes forward with free, balanced and moderately extended strides and an obvious impulsion from the hind-quarters. The Athlete allows the Horse, remaining "on the bit", to carry his head

a little more in front of the vertical than at the collected and working canter, and allows him at the same time to lower his head and neck slightly. The strides should be long and as even as possible, and the whole movement balanced and unconstrained.

4.4. *Extended canter.* The Horse covers as much ground as possible. Maintaining the same rhythm, he lengthens his strides to the utmost, without losing any of his calmness and lightness, as a result of great impulsion from the hind-quarters.

The Athlete allows the Horse, remaining "on the bit", without leaning on it, to lower and extend his head and neck, the tip of his nose pointing more or less forward.

4.5. The cadence in the transitions from medium canter as well as from extended canter to collected canter should be maintained.



The canter is a pace in three-beat rhythm with six (6) phases

5. *Counter-Canter.* This is a movement where the Athlete, for instance on a circle to the left, deliberately makes his Horse canter with the right canter lead (with the right fore leading). The counter-canter is a balancing movement. The Horse maintains his natural flexion at the poll to the outside of the circle, and the Horse is positioned to the side of the leading leg. His conformation does not permit his spine to be bent to the line of the circle. The Athlete, avoiding any contortion causing contraction and disorder, should especially endeavour to limit the deviation of the quarters to the outside of the circle, and restrict his demands according to the degree of suppleness of the Horse.

6. *Simple change of the leg at canter.* This is a change of leg where the Horse is brought back immediately into walk and, after three (3) to five (5) steps, is restarted immediately into a canter with the other leg leading.

7. *Flying change of leg or change of leg in the air.* This change of leg is executed in close connection with the suspension which follows each stride of the canter. Flying changes of leg can also be executed in series, for instance at every 4th, 3rd, 2nd or at every stride. The Horse, even in the series, remains light, calm and straight with lively impulsion, maintaining the same rhythm and balance throughout the series concerned. In order not to restrict or

restrain the lightness and fluency of the flying changes of leg in series, the degree of collection should be slightly less than otherwise at collected canter.

#### **Article 8406 The Rein back**

1. The rein back is a rearwards movement in diagonal steps. The feet should be well raised and the hind feet remain well in line.
2. At the preceding halt as well as during the rein back the Horse, although standing motionless and moving backwards respectively, should remain "on the bit", maintaining his desire to move forward.
3. Anticipation or precipitation of the movement, resistance to or evasion of the *contact*, deviation of the quarters from the straight line, spreading or inactive hind legs and dragging fore feet are serious faults.
4. If in a Dressage Test a trot or canter is required after a rein back, the Horse should move off immediately into this pace, without a halt or an intermediate step.

#### **Article 8407 The Transitions**

1. The changes of pace and speed should be clearly shown at the prescribed marker; they should be quickly made, yet must be smooth and not abrupt. The cadence/rhythm of a pace should be maintained up to the moment when the pace or movement is changed or the Horse halts. Transitions within the paces must be clearly defined whilst maintaining the same rhythm and cadence throughout. The Horse should remain calm, light in the forehand and contact, and maintain a correct position.
2. The same applies to transitions from one movement to another.

#### **Article 8408 The Half-halt**

Every movement and transition should be invisibly prepared by a half halt. The half-halt is achieved by a hardly visible, almost simultaneous, coordinated action of the Athlete's aids, with the object of increasing the attention and balance of the Horse before the execution of several movements or transitions to lower and higher paces.

In shifting slightly more weight onto the Horse's quarters, the engagement of the hind legs and the balance on the haunches are facilitated, for the benefit of the lightness of the forehand and the Horse's balance as a whole.

#### **Article 8409 The Changes of direction**

1. At changes of direction, the Horse should adjust the bend of his body to the curvature of the line he follows, remaining supple and following the indications of the Athlete, without any resistance or change of pace, rhythm or speed.
2. When changing direction by right angles, for instance when riding corners, the Horse should describe one quarter (1/4) of a circle of approximately six (6) meters diameter at collected and working paces.
3. When changing direction in the form of counter-change of hand, the Athlete changes direction by moving obliquely either to the quarter line or the centre line or to the opposite long side of the arena, from whence he returns on an oblique line to the line he was following when he started the movement.
4. At the counter-change of hand the Athlete should make his Horse straight for an instant before changing direction.
5. When, for instance, at counter-change of hand at half-pass to either side of the centre line, the number of meters or strides to either side is prescribed in the Test, it must be strictly observed and the movement be executed symmetrically.

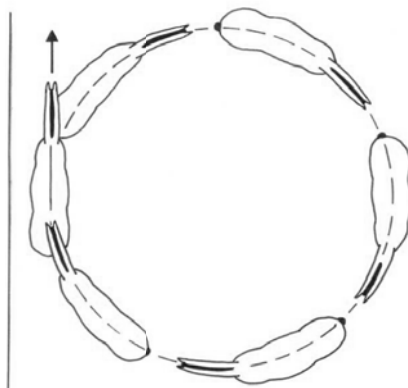
#### **Article 8410 The Figures**

*The figures asked for are Voltes, the Serpentine and the Figure of eight.*

Figures with one (1), two (2) or three (3) loops on the long side or either side of the centre line are called shallow loops. Shallow loops leave/join and cross the lines diagonally, unlike Serpentines which must cross the lines at ninety degrees (90°).

### 1. Volte

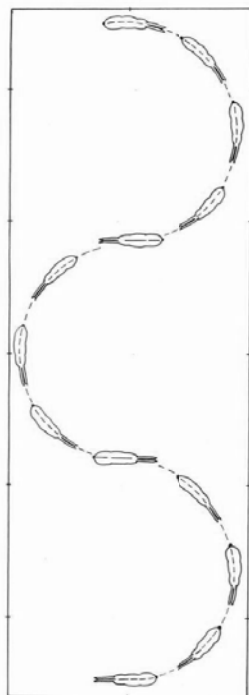
The Volte is a circle of six (6), eight (8) or ten (10) meters diameter. If larger than ten (10) meters, one uses the term Circle stating the diameter.



### 2. Serpentine

The serpentine consists of half circles connected by a straight line. When crossing the centre line the Horse should be parallel to the short side (a). Depending on the size of the half-circles the straight connection varies in length. Serpentines with one (1) loop on the long side of the arena are executed with five (5) meters or ten (10) meters distance from the track (b). Serpentine around the centre line are usually executed between the quarter lines (c).


a)



b)



c)



### 3. Figure of eight

This figure consists of two (2) exact voltes or circles of equal size as prescribed in the Test, joined at the centre of the eight (8). The Athlete should make his Horse straight an instant before changing direction at the centre of the figure.



#### **Article 8411 Work on two (2) tracks**

1. A distinction must be made between the following movements:

- leg-yielding
- shoulder in
- travers
- renvers
- half pass

2. The aim of movements on two (2) tracks is:

- 2.1. To improve the obedience of the Horse to the co-operative aids of the Athlete;
- 2.2. To supple all parts of the Horse, thereby increasing the freedom of his shoulders and the suppleness of his quarters, as well as the elasticity of the bond connecting the mouth, the poll, the neck, the back and the haunches;
- 2.3. To improve the cadence and bring the balance and pace into harmony.

3. *Leg-yielding*. The Horse is almost straight, except for a slight flexion at the poll away from the direction in which he moves, so that the Athlete is just able to see the eyebrow and nostril on the inside. The inside legs pass and cross in front of the outside legs.

Leg-yielding should be included in the training of the Horse before he is ready for collected work. Later on, together with the more advanced movement shoulder-in, it is the best means of making a Horse supple, loose and unconstrained, for the benefit of the freedom, elasticity and regularity of his paces and the harmony, lightness and ease of his movements.

3.1. Leg-yielding can be performed "on the diagonal", in which case the Horse should be as nearly as possible parallel to the long sides of the arena, although the forehand should be slightly in advance of the quarters. It can also be performed "along the wall", in which case the Horse should be at an angle of about thirty five degrees (35°) to the direction in which he is moving.

#### **Article 8412 The Lateral movements**

1. The additional aim of lateral movements is to develop and increase the engagement of the quarters and thereby also the collection.

2. In all lateral movements - shoulder-in, travers, renvers, half-pass - the Horse is slightly bent and moves with the forehand and the quarters on two (2) different tracks.

3. The bend or flexion must never be exaggerated so that it impairs the balance and fluency of the movement concerned.

4. At the lateral movements the pace should remain free and regular, maintained by a constant impulsion, yet it must be supple, cadenced and balanced. The impulsion is often lost, because of the Athlete's preoccupation mainly in bending the Horse and pushing him sideways.

- |                |                                 |
|----------------|---------------------------------|
| 1) Shoulder in | 4) Half-Pass                    |
| 2) Travers     | 5) Leg-yielding along the wall  |
| 3) Renvers     | 6) Leg-yielding on the diagonal |

5. At all lateral movements the side to which the Horse should be bent is the inside. The opposite side is the outside.

6. *Shoulder-in.* The Horse is slightly bent round the inside leg of the Athlete, or where the Athlete's leg would be. The Horse's inside foreleg passes and crosses in front of the outside hind leg; the inside hind leg is placed in front of the outside leg. The Horse is looking away from the direction in which he is moving. Cadence should be maintained at all times. The Shoulder-in is ridden at a constant angle of approximately thirty degrees (30°).

Shoulder-in, if performed in the right way, with the Horse slightly bent round the inside leg of the Athlete, or where the Athlete's leg would be, and on the correct tracking, is not only a supplying movement but also a collecting movement, because the Horse at every step must move his inside hind leg underneath his body and place it in front of the outside, with a lowering of his inside hip.

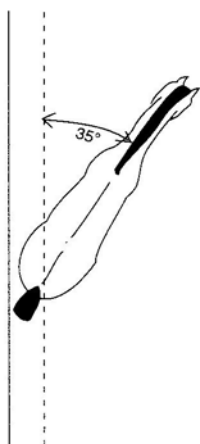
7. *Travers.* The Horse is slightly bent round the inside leg of the Athlete, or where the Athlete's leg would be. The forelegs are on the line, with the quarters in, at an angle of about thirty five degrees (35°). The Horse's outside legs pass and cross in front of the inside legs. The Horse is looking in the direction in which he is moving. To start the travers, the quarters must leave the track, and are not brought back on to the track until the end of the exercise.

8. *Renvers.* This is the inverse movement in relation to travers, with the tail instead of the head to the wall. Otherwise the same principles and conditions are applicable as at the travers.

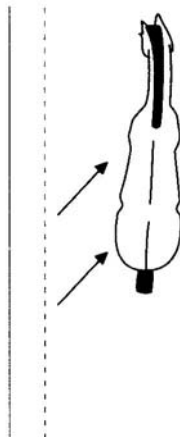
9. *Half-pass.* This is a variation of travers, executed "on the diagonal" instead of "along the wall". The Horse should be slightly bent round the inside leg of the Athlete in order to give more freedom and mobility to the shoulders, thus adding ease and grace to the movement, although the forehand should be slightly in advance of the quarters. The outside legs pass and cross in front of the inside legs. The Horse is looking in the direction in which he is moving. He should maintain the same cadence and balance throughout the whole movement.

In order to give more freedom and mobility to the shoulders, which adds to the ease and grace of the movement, it is of great importance, not only that the Horse is correctly bent and thereby prevented from protruding his inside shoulder, but also to maintain the impulsion, especially the engagement of the inside hind leg.

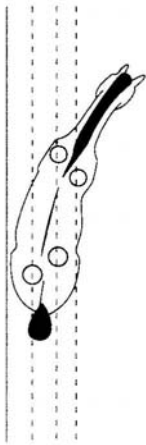
Leg yielding along the wall



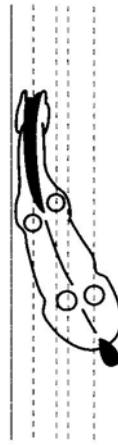
Leg yielding on the diagonal



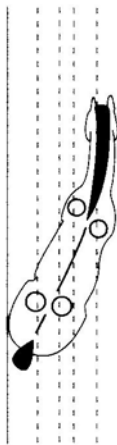
Shoulder in



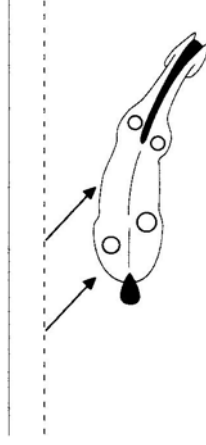
Travers



Renvers



Half-Pass



### Article 8413 The half-pirouette and turn on the haunches

#### 1. Turn on the haunches from walk.

For Athletes riding Tests in Grades where collected walk is not asked for, the "turn on the haunches" is an exercise to prepare the Horse for collection. The "turn on the haunches" is executed out of medium walk prepared by half halts to shorten the steps a little and to improve the ability to bend the joints of the hind-quarters. The Horse does not halt before or after the turn. The "turn on the haunches" can be executed on a larger radius (approx.  $\frac{1}{2}$  meter) than the pirouette in walk, but the demands of the training scale concerning rhythm, contact, activity and straightness are the same.

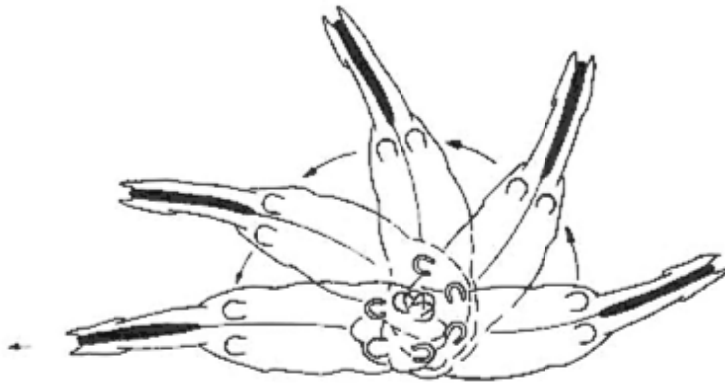
2. The *pirouette* (*half-pirouette*) is a circle (half-circle) executed on two (2) tracks, with a radius equal to the length of the Horse, the forehand moving round the haunches.

3. Pirouettes (half-pirouettes) are usually carried out at collected walk or canter, but can also be executed at piaffe.

4. At the pirouette (half-pirouette) the forefeet and the outside hind foot move round the inside hind foot, which forms the pivot and should return to the same spot, or slightly in front of it, each time it leaves the ground.

5. At whatever pace the pirouette (half-pirouette) is executed, the Horse, slightly bent in the direction in which he is turning, should, remaining "on the bit" with a light contact, turn

smoothly round, maintaining the exact cadence and sequence of footfalls of that pace. The poll stays the highest point during the entire movement.

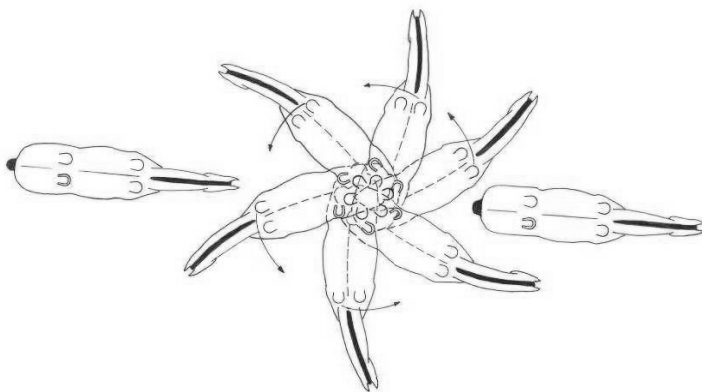


Half-pirouette in walk

6. During the pirouettes (half-pirouettes) the Horse should maintain his impulsion, and never in the slightest way move backwards or deviate sideways. If the inside hind foot is not raised and returned to the ground in the same rhythm as the outside hind foot, the pace is no longer regular.

7. In executing the pirouette or the half-pirouette in canter, the Athlete should maintain perfect lightness of the Horse while accentuating the collection. The quarters are well engaged and lowered and show a good flexion of the joints.

An integral part of the movement is the canter strides before and after the pirouette. These should be characterised by an increased activity and collection before the pirouette; and, the movement having been completed, by the balance being maintained as the Horse proceeds.



Pirouette and half-pirouette in canter

8. The quality of the pirouettes (half-pirouettes) is judged according to the suppleness, lightness, cadence and regularity, and to the precision and smoothness of the transitions; pirouettes (half-pirouettes) at canter also according to the balance, the elevation and the number of strides (at pirouettes six-eight (6-8), at half-pirouettes three-four (3-4) are desirable).

#### **Article 8414 The Passage**

It is not allowed to be performed in PE Dressage Competitions.

#### **Article 8415 The Piaffe**

It is not allowed to be performed in PE Dressage Competitions.

## **Article 8416 The Collection**

1. The aim of the collection of the Horse is:

1.1. To further develop and improve the balance and equilibrium of the Horse, which has been more or less displaced by the additional weight of the Athlete.

1.2. To develop and increase the Horse's ability to lower and engage his quarters for the benefit of the lightness and mobility of his forehand.

1.3. To add to the "ease and carriage" of the Horse and to make him more pleasurable to ride.

2. The best means to obtain these aims are the lateral movements, travers, renvers and, last but not least, shoulder in (Article 8412.6) as well as half-halts (Article 8408).

3. Collection is, in other words, improved and effected by engaging the hind legs, with the joints bent and supple, forward under the Horse's body by the well-timed use of the Athlete's aids and training exercises, driving the Horse forward towards a more or less stationary or restraining aid, allowing just enough impulsion to pass through. Collection is consequently not achieved by shortening of the pace through a resisting action of the aids, but instead by using the seat and other aids to engage the hind legs further under the Horse's body.

4. However, the hind legs should not be engaged too far forward under the Horse, as this would shorten the base of support too much, and thereby impede the movement. In such a case, the line of the back would be lengthened and raised in relation to the supporting base of the legs, the stability would be impaired and the Horse would have difficulty in finding a harmonious and correct balance.

5. On the other hand, a Horse with a too long base of support, unable or unwilling to engage his hind legs forward under his body, will never achieve an acceptable collection, characterised by "ease and carriage" as well as a lively impulsion, originated in the activity of the quarters.

6. The position of the head and neck of a Horse at the collected paces is naturally dependent on the stage of training and, in some degree, on his conformation. It should, however, be distinguished by the neck being raised unrestrained, forming a harmonious curve from the withers to the poll, being the highest point, with the head slightly in front of the vertical. However, at the moment the Athlete applies his aids in order to obtain a momentary and passing collecting effect, the head may become more or less vertical (compare Articles 8401.6, 8402.1 and 8408).

## **Article 8417 The Submission / The Impulsion**

1. Submission does not mean subordination, but an obedience revealing its presence by a constant attention, willingness and confidence in the whole behaviour of the Horse as well as by the harmony, lightness and ease he is displaying in the execution of the different movements. The degree of submission is also manifested by the way the Horse accepts the bridle, with a light and soft contact and a supple poll, or with resistance to or evasion of the Athlete's hand, being either "above the bit" or "behind the bit" respectively.

2. Putting out the tongue, keeping it above the bit or drawing it up altogether, as well as grinding the teeth and swishing the tail are mostly signs of nervousness, tenseness or resistance on the part of the Horse and must be taken into account by the Judges in their marks for the movement concerned as well as in the collective mark for "submission" (No. 1).

3. Impulsion is the term used to describe the transmission of an eager and energetic, yet controlled, propulsive energy generated from the hind-quarters into the athletic movement of the Horse. Its ultimate expression can be shown only through the Horse's soft and swinging back to be guided by a gentle contact with the Athlete's hand.

4. Speed, of itself, has little to do with impulsion; the result is more often a flattening of the paces. A visible characteristic is a more pronounced articulation of the hind leg, in a continuous rather than staccato action. The hock, as the hind foot leaves the ground, should first move forward rather than being pulled upwards, but certainly not backwards. A prime ingredient of impulsion is the time the Horse spends in the air rather than on the ground; in other words, an added expression within the paces, always provided that there is a clear distinction between the collected trot and the Passage. Impulsion is, therefore, seen only in those paces that have a period of suspension.

## **Article 8418 The Position and aids of the Athlete**

*Wherever able, the PE Dressage Athlete should follow the guidelines in Article 8418.*

1. The Athlete will try to be well balanced and steady in the saddle, conforming as far as possible to the FEI definition of the Athlete' position. This position makes it possible for the Athlete to school/ride the Horse progressively and correctly showing that all the movements and transitions can be obtained with as little effort of the Athlete as possible. The aids which communicate the Athlete's wishes to the Horse are of great importance in Dressage.

2. Where possible, Athletes will ride with both hands at all PE Dressage Events, not only when executing any of the Official PE Dressage Tests published by the FEI but also when executing any national Test that might be inserted in the program of the same event. However, when leaving the arena at a walk on a long rein, after having finished his performance, the Athlete may, at his own discretion, ride with only one (1) hand.

If foot reins are used, neither the hands nor arms may be used.

3. Voice – Athletes in Grades Ia, Ib and II and Athletes with Profile 36 (totally blind) may use their voice as an aid whilst riding in their allocated Grade, provided they do so in moderation. Athletes in Grades III and IV may not use their voice at any time during the execution of their Test unless stated on the card as a compensating aid. Once a Test has started the Athlete shall not speak to any other person, unless spoken to by the Judge. Such a fault will be penalized by the deduction of at least of two (2) marks by each Judge from those that would otherwise have been awarded for the movement where this occurred.

## CHAPTER II            PARA-EQUESTRIAN DRESSAGE EVENTS

### **Article 8419   Object of Para-Equestrian International Dressage Events**

1. The object of PE International Dressage Events is to provide and develop competition opportunities for equestrian Athletes with disabilities.
2. To classify all Athletes and give them a Functional Profile and a Grade, enabling them to compete on an equitable basis using agreed compensating aids according to their respective degree of impairment, and to give them suitable Tests for competition.
3. In 1989, International Paralympic Committee (IPC) came into being. In 1991, IPC introduced Equestrian Sport under the International Paralympic Equestrian Committee (IPEC). On January 1<sup>st</sup> 2006, FEI PE came under the governance of FEI, except for the Paralympic Games, which are under the governance of the IPC.
4. The first Paralympic Games were held in 1960; IPEC first competed in 1996.

### **Article 8420   Categories of Para-Equestrian Dressage Events**

1. In conformity with the GRs, the PE Dressage Events are divided into:

#### 1.1. National Events

**CPEDN** (Dressage National): where non-nationals may be invited.

**CPEPDE** (Promotional Dressage Event): Organized by countries outside Western Europe and North America (see below). These Events may also be held on Horses that are all borrowed.

#### 1.2. International Events (lower level)

**CPEDIM** (Dressage International Minor) where there are a minimum of three (3) NFs invited; no minimum number of Athletes. Young Rider, Juniors Pony and Children PE Events are also part of this category.

**CPEDI 1\*** International Event, where there are a minimum of four (4) NFs invited.

**CPEDI 2\*** Where there are a minimum of four (4) NFs invited.

#### 1.3. International Events (higher level)

**CPEDI 3\*** Where there are a minimum of six (6) NFs invited plus a team Competition.

Two (2) levels of Test may be used for all the above Events. See Article 8423.

**CPEDI 4\*** All Major Championships such as World Championships, World Games, Continental and Regional Championships as well as Regional Games.

#### **CPEDI 5\* Paralympic Games**

1.4. All of the above must be held according to the PE Dressage Rules , unless otherwise stated in the relevant Rules for any of these Events.

1.5. Athletes are required to qualify for the Paralympic Games and any other Competitions where qualification is required. It is the Athletes who will be ranked, according to results, where ranking is required.

1.6 Events with borrowed Horses. Outside Western Europe and North America, the FEI allows so-called "promotional Dressage Events (PDEs)". These Events may also be held on Horses that are all borrowed. PDEs may be organized with Tests below the level of those used for the Individual Championship classes at World Championships and Paralympic Games. These Events must, however, be reported to the FEI by the organizing NF. The Ground Jury for these Events must contain at least one (1) FEI PE Judge if three (3) Judges are used, and two (2) FEI PE Judges if five (5) Judges are used; others may be Judges accredited nationally to judge to at least M standard preferably having attended an IPEC or PE Judges' Course. They also need to have good knowledge of the specific rules for PE dressage.

Note : \*PDEs may also be organized in Western Europe and North America on the condition that only countries from outside Western Europe and North America are invited.

1.7. In Western Europe and North America Competitions of a similar level as that in Article 8420.1.1 may be run as national Events, as above.

#### 2. *Team competition*

2.1. Team Competitions are allowed at all Events.

2.2. At Events an Athlete that has been withdrawn from Competition due to medical or veterinary reasons may be re-entered into the Event as an individual, with the permission of the Organizer or Organizing Committee (hereinafter "Organizer" or "OC").

2.3. An official Team Competition must be scheduled for CPEDI3\* Events and above. No Country may enter more than one (1) team in any Event. The teams must consist of a maximum of four (4) and a minimum of three (3) Athletes of the same nationality. A Grade Ia, Grade Ib or Grade II Athlete must be included in each team, riding the relevant Test. Teams shall not include more than three (3) Athletes from any one (1) Grade. The three (3) highest placed Athletes, determined by their percentage scores in the Individual Test and the Team Test combined, shall be totalled to determine the final team placings.

2.4. Further, there may be an unofficial team Competition at Competitions below the level of CPEDI3\*, with teams made up with Athletes from different NFs and the same or different Grades: for example, three (3) Athletes – all to count, or two (2) Athletes, both to count.

### *3. Riding at a higher Grade*

3.1. An Athlete who wishes to ride at a higher Grade than that which his functional impairment indicate, must declare through his NF to the FEI, by January 1<sup>st</sup> of the relevant year that he will do so for the whole of that year on any Horse that he may ride. A change of Grade **back** to a lower Grade may only be made at the end of the year. If reclassified during the year, Athletes may still not change to a lower Grade until the beginning of the next year.

3.2. An Athlete competing in a higher Grade Test than his Functional Profile Grade indicates, competes according to the rules for that Grade (e.g. if a Grade II Athlete competes in Grade III, the Horse may not be ridden in for him). Such an Athlete is only able to gain qualifications, where applicable, at the higher Grade. However, when an Athlete riding in his Functional Profile Grade is re-classified by the classifiers, any qualification made at the higher Grade may be handed down.

### *4. Maximum Competitions per day*

4.1. Athletes may compete in a maximum of two (2) Tests per day per Horse.

4.2. Horses in Grades Ia, Ib, II and III may compete in a maximum of four (4) Tests per day. Horses in Grade IV may compete in a maximum of two (2) Tests per day. (See: Code of Conduct).

4.3. No Athlete may ride more than one (1) Horse in Competition at the Major Championships as defined in the PE Dressage Rules.

4.4. For all other Competitions, one (1) Athlete may ride two (2) Horses in one (1) Grade. If there are too many Horses entered, the OC may ballot or otherwise restrict the number that may compete.

4.5. An Athlete may not enter a lower Grade Test than his Functional Profile indicates except after reclassification.

### *4.6. Personal Support Staff*

Teams and individual Athletes are required to provide their own necessary personal support staff in order for them to compete. The OC is not responsible for providing transport, staff or helpers for Athletes, or grooms for the Horses.

### *5. Championships*

See Chapter V of the present PE Dressage Rules.

### *6. Regional Games*

The Rules for these Events must be approved by the Secretary General of the FEI.

### *7. Paralympic Games*

See Regulations for the Equestrian Events at the Paralympic Games.

## **Article 8421 Dressage Tests**

1. Each Grade has its own series of Tests.- Novice Test, Team Test, Championship Test and Freestyle Test. The Official PE Tests are published by the FEI and can, in no case, be modified.

2.1 Please refer to the FEI website for PE Tests.

2.2 Dressage and Freestyle to Music Tests are graded according to suitability for the Athletes in the five (5) Grades (Ia, Ib, II, III and IV). All Grades should be included if possible. Only the current Para-equestrian Dressage Tests may be used in official Competitions.

**In Grade Ia Tests**, Athletes compete at walk. Athlete numbers in this Grade should begin with a zero (0) ( ).

**In Grade Ib Tests**, Athletes compete at walk and trot. Athlete numbers in this Grade should begin with a one (1). **Grade Ia and Grade Ib** may be combined where there are less than four (4) entries in either class. Each Grade rides its own Test, and the result is calculated by comparing percentages.

**In Grade II Tests**, Athletes compete at walk and trot. Athlete numbers in this Grade should begin with a two (2).

**In Grade III Tests**, Athletes compete at walk, trot, with lateral work, and canter. numbers in this Grade should begin with a three (3).

**In Grade IV Tests**, Athletes compete at walk, trot and canter with lateral work.—Athlete numbers in this Grade should begin with a four (4).

Athletes in Grades I-III compete in an arena twenty meters by forty meters (20mx40m). Athletes in Grade IV compete, wherever possible, in an arena twenty meters by sixty meters (20mx60m).

2.3. Tests other than the official FEI PE Tests or official FEI Tests may not be used at any FEI PE Competition.

2.4. The Dressage Tests for Young Riders, Juniors and Children should be taken from the easier PE Tests.

2.5. The same applies for the FEI PE World Dressage Challenge when this is held.

#### 2.6. *The Freestyle Test*

2.6.1. *Freestyle Tests*. The Freestyle to Music Tests are Competitions that can be used by all Grades at all levels. Each Grade has its own Test. After approval by FEI in the invitation, the Freestyle to Music may be divided into Grand Final and Consolation classes. Either the whole class or no less than eight (8) Athletes or half the class, whichever is the largest, from each Grade should start in the Grand Final. At 3\* and above all Athletes must compete in the Freestyle to Music if scheduled, unless permission is given by the Technical Delegate and the OC not to participate.

2.6.2. Grade I, Grade II and Grade III Freestyle to Music Tests must be no shorter than four (4) minutes and no longer than four (4) minutes and thirty (30) seconds. Tests are performed in a twenty meters by forty meters (20mx40m) arena. Grade IV Freestyle to Music Tests must be no shorter than four (4) minutes thirty (30) seconds, and no longer than five (5) minutes, and may be ridden in a twenty meters by forty meters (20mx40m) or twenty meters by sixty meters (20mx60m) arena according to the schedule. If a Grade IV Freestyle Test is run in the twenty meters by forty meters (20mx40m) arena, the time limit is the same as for Grades I, II and III.

2.6.3. The music must not start more than twenty (20) seconds before the Athlete enters the arena, and the music must cease at the final salute.

2.6.4. A halt and salute on the centre line facing the Judge at C at the beginning and end of the Test is compulsory. The Test time will start when the Athlete moves off from the first halt and finishes at the final halt.

2.6.5. Athletes riding in Grade I (Ia and Ib) may not show canter, piaffe or passage.

2.6.6. Athletes riding in Grade II may not show piaffe or passage and only show canter work that does not include lateral work, flying changes, half or full pirouettes.

2.6.7. Athletes riding in Grade III may not show piaffe, passage, sequence changes or half or full canter pirouettes.

2.6.8. Athletes riding in Grade IV may not show piaffe, passage, one (1) time or two (2) times sequence changes or full pirouettes.

2.6.9. An Athlete intentionally showing disallowed paces or movements during the execution of the Test will have eight (8) marks deducted by each Judge each time a not allowed movement is shown, and a choreography mark of five (5) or below, but will not be eliminated. The decision of the Judge at C will be final in such cases.

2.6.10. On the Test sheet there is a list of compulsory movements that must be included in the Test. On noticing that a compulsory movement has been omitted, the members of the Ground Jury judging that class will each give zero (0) for that movement. The mark for choreography will also be affected. The decision of the C Judge will be final in such cases.

## **Article 8422 Conditions of participation**

### *1. Functional Classification*

1.1. It is a condition of participation that the Athlete has a measurable physical or visual impairment that satisfies the minimal impairment criteria as detailed in the PE Classification Manual.

1.2. All Athletes must have their Functional Profile assessed by PE accredited classifiers before they may take part in a Competition. This functional profile may need to be re-assessed. All Athletes must fulfil the criteria for minimal disability. They will be graded according to their Functional Profile as described in the PE Classification Manual, and summarized in the Generic Rules for PE Events.

1.3. After being graded the Athlete will be issued with an official FEI PE Identity Card (FEI PE ID Card). If reclassified, the Athlete may still compete in the original Grade for twelve (12) months following the reclassification. This assumes that the Athlete does not change his compensating aids. (If an Athlete is reclassified to a lower grade, he may change to the new grade immediately.) See Annex II. For further details, see Generic Rules for PE Events and the PE Classification Manual.

2. *Age Limits.* International Events are open to Athletes from the year in which they reach their 14<sup>th</sup> birthday. Athletes in Major Championships (as defined in the PE Dressage Rules) may only compete from the year in which they reach their 16<sup>th</sup> birthday.

3. Athletes with a disability are allowed to compete in FEI Dressage Competitions using compensating aids according to their FEI PE ID Card, as defined by PE Dressage Rules and subject to the approval of the FEI Dressage Committee. Any such applications for participation in FEI Dressage Events must reach the FEI prior to 31<sup>st</sup> December of the year preceding participation. Each case will be considered individually by the FEI.

4. *Gender.* Separate Competitions for men and women are not allowed.

5. *Competing a higher Grade.* See Article 8420.3.

6. *Maximum Number of Competitions per Day.* See Article 8420.4 .

### *7. Horses*

7.1. Horses must be a minimum of six (6) years of age. The age is counted from the 1<sup>st</sup> January of the year of birth (1<sup>st</sup> August for the Southern Hemisphere.) Horses should be schooled to the standard required.

7.2. In the interests of safety, Horses must not behave in a manner deemed dangerous when in the vicinity of other Horses. It is the responsibility of the Athlete and Chef d'Equipe that the Horse is safe for the Athlete, other Horses and people at the Event.

### *8. The Schooling of Horses.*

8.1. On the grounds of safety at all PE Events, riding is not permitted in an arena where lungeing is taking place. The lungeing of two (2) or more separate Horses in the same arena is permitted providing the steward deems it safe.

8.2. Horses for Grade Ia, Grade Ib, and Grade II may be ridden and schooled for up to twenty (20) minutes per day by the trainer/coach or another Athlete designated by the competing Athlete's NF. The total time allowed for the above training will be carefully observed and regulated by Stewards. Horses may not be schooled by the above designated Athlete unless an Official Steward is present.

8.3. Horses for Grade III and Grade IV Athletes taking part in a CPEDI4\* and upwards, may only be schooled by the Athlete competing on that Horse after arrival at the venue. This means, for instance, that a groom mounted in the saddle may walk the Horse on a long, safe rein and that lungeing and verbal assistance from the ground from the trainer or his representative is permitted. An exception to this rule may only be granted under extraordinary circumstances in writing by the FEI or the President of the Ground Jury.

8.4. Horses being competed by Grade Ia, Grade Ib and Grade II Athletes may not be trained/schooled by anyone other than the Athlete for the fifteen (15) minutes before they enter the Competition arena to perform their Dressage Test. Horses may however be led around with or without the Athlete during the fifteen (15) minutes prior to this but may not be schooled from the ground.

8.5. Horses may be lunged without an Athlete by the Athlete/trainer/coach or his designated representative, but not during the fifteen (15) minutes before entering the Competition arena. Single direct side reins or double sliding side reins (triangle/dreieck zugel) are permitted when lunging. Lunging is allowed with one (1) lunge only.

8.6. The OC can decide that Horses may be ridden in and around the Competition arena at a time designated by the OC in consultation with the Technical Delegate or Chief Steward. The trainer/coach or his representative may do this for Athletes in Grades Ia, Ib and II. If a Groom or another Athlete is found schooling the Horse, that Horse and its Athlete may be eliminated from the Competition.

8.7. No Horse may be schooled unless outside the designated schooling times without the permission of the Technical Delegate or Chief Steward. No Horse may be schooled outside the designated schooling areas at any time after the Horse has been accepted at the venue. Schooling in the stable is not allowed. No Horse may leave the venue until after the last competition and prize giving without the permission of the Technical Delegate and the OC.

8.8. On no account, and under penalty of disqualification, may any Horse to be ridden by a Grade III or Grade IV Athlete take part in a CPEDI3\* and downwards which has been schooled by anyone other than the Athlete concerned, or any other Athlete belonging to the same team, mounted in the saddle where the event takes place, during the three (3) days preceding the first competition of this Event as well as for the duration of the whole Event. This means, for instance, that a groom mounted in the saddle may walk the Horse on a long, safe rein, and that lunging and assistance from the ground by someone other than the Athlete is permitted.

8.9. No Horse is to leave the Event ground for any purpose unless authorized by a veterinarian acting in the interest of the health of the Horse. In such a case the veterinarian must inform the Technical Delegate and the Chief Steward of his decision immediately.

8.10. Horses may be turned out in a suitable area, if available, with the permission of the Stable Manager.

8.11. For international Competitions, PE rules are in force from the beginning of the day before the 2<sup>nd</sup> Horse inspection (the 'Trot Up'), with the exception of the Major Championships (as defined in the PE Dressage Rules), when they are in force from the arrival of the Horses. The Code of Conduct is in force at all times.

#### 9. *Sharing of Horses*

9.1. Horses may be shared by two (2) members of the same NF in different Grades. Horses may only be shared by two (2) Athletes from the same NF if the change is registered and accepted by the OC until one (1) hour before the start of the first Competition. It follows that Horses may compete twice in a Team competition in different Grades.

9.2. In no case shall Athletes in the same Grade or different NFs be permitted to share a Horse, except at competitions at CPEDIM level and below.

9.3. If shared, Horses may only be warmed up before a competition by the trainer or his representative for a Grade Ia, Ib or II Athlete.

### **Article 8423 Invitations and Entries**

1.1. Up to and including 2\* Events should comprise of two (2) or three (3) Dressage Tests for each of the five (5) Grades of Athletes as follows;

#### **First Test –**

3\* or higher: *Team Test*.

2\* or lower: *Novice* or *Team Test*.

*The Novice Test*: - A preliminary Test which is an easier Test than the Team Test. These Tests will be used for the Team Competition if one (1) is scheduled.

**Second Test** – *The Team Test* if first Test is *Novice Test*. *The Championship Test* if first Test is *Team Test*.

**Third Test** – *The Freestyle to Music Test*.

1.2. 3\* Events and above: Each Event will comprise of three (3) Dressage Tests for each of the five (5) Grades of Athletes as follows; -

**First Test** – *1<sup>st</sup> Team Test* may have a separate prize giving for each individual Athlete.

**Second Test** – *Championship Test* (which is also the 2<sup>nd</sup> Team Test)

**Third Test** – *The Freestyle to Music Test*.

See also Article 8421.

2. The 1<sup>st</sup> *Team Test* may also be ridden by individuals who are not members of a team.

3. All entries for all Competitions must be made by the NFs in three (3) phases, as laid down in the GRs, Article 116. The draft schedule must state whether the Event is open to all NFs, or restricted. If restricted, those NFs invited must be stated. The draft schedule must be sent to the FEI for approval at least eight (8) weeks before the Event, and the definite schedule four (4) weeks before the Event.

**Substitutions:**

Following receipt of definite entries, substitution of Horse(s) and Athlete(s) from the Nominated list, may be made with the agreement of the OC. The OC must print in the schedule the latest date for substitution of Horse(s) and Athlete(s), which may never be later than the day of the Horse inspection.

**Article 8424 Declaration of starters**

1. Except where it is stated otherwise for Major Championships (as defined in the PE Dressage Rules), the following rules apply:

1.1. Declaration of starters should be done no later than two (2) hours before the draw. The exact time of the draw should be published in the schedule.

1.2. In the event of an accident or illness of an Athlete declared as a starter, who consequently cannot start in a Test, this Athlete may, with the approval of the OC, together with Technical Delegate or the President of the Ground Jury, start in a later Competition, but only as an individual Athlete.

**Article 8425 Draw for the starting order**

1. There must be a separate draw for each Competition. It may be prepared in advance by the OC and Technical Delegate and/or the President of the Ground Jury. It shall be published and presented at a meeting that includes the President or a member of the Ground Jury, the Technical Delegate, the Chief Classifier, the President or a member of the Appeal Committee and the Chefs d'Equipe. Unauthorized persons should not be admitted to this meeting. Chefs must check the Draw for the starting order within thirty (30) minutes of presentation.

2. Where possible, Grade Ia and Grade Ib Athletes should be separated by a class for other Athletes.

3. The draw for the starting order in Individual Competitions should be made regardless of nationality. Should Athletes have more than one (1) Horse, the starting order may have to be adjusted to ensure that a gap of at least one (1) hour is left between their Horses.

4. The classifiers must be invited to arrive 24 hours before the Draw takes place. All new Athletes, those requesting classification, and those recalled for classification must be classified before the Draw takes place, allowing time for the classifiers to complete their task, notify the OC and record their compensating aids on a list for the officials.

5. A list is prepared of all Athletes, showing their name and number; also their Grade, NF, and a note of the number of Athletes entered by that NF in that Grade.

6. The list is sorted according to:

a. Grade;

b. Number of Athletes from each NF entered in that Grade;

c. NF, in alphabetical order;

7. A blank starting list should be prepared as soon as the declaration of starters has taken place and before the draw is made. A separate draw takes place for each Grade, Ia to IV, in that order.
8. For each Grade, slips of paper are prepared bearing consecutive numbers equivalent to the total number of starters in the Grade being drawn, and the slips placed in 'Container A' in a manner that does not show the numbers.
9. The order of the Athletes from each NF with multiple Athletes in the same Grade is drawn. For the Grade being drawn, the NF or NFs with three (3) or more entries in that Grade enter the draw first. A letter of the alphabet is chosen at random (by a draw), and the first NF whose name starts with that letter is the first one (1) whose Athletes enter the draw; the other NFs with three (3) entries will follow in alphabetical sequence.
10. The Athletes from each of these NFs in turn have their names drawn from another container, together with a number drawn from 'Container A'. That number determines the starting position of each individual Athlete.
11. If however any draw results in an Athlete being placed less than two (2) entries away from another Athlete of the same NF, the number drawn is immediately returned to 'Container A' and the position is redrawn until there is at least a two (2) entries gap between Athletes from the same NF. Care must be taken that any one (1) trainer does not have Athletes in more than one (1) arena at similar times.
12. The procedure is then repeated in the same manner for Athletes from NFs that have two (2) entries in that Grade.
13. Athletes from NFs with only one (1) entry each will be drawn for the remaining starting positions.
14. For team Competitions, the draw is conducted in the same way. Athletes ride in the drawn order within their Grades.
15. The Athletes are then entered in the starting list in the positions they have drawn.
16. Each Horse keeps the same identification number provided by the OC on arrival throughout the Event. It is compulsory that this number be worn by the Horse or the Athlete while actively competing and at any time while working in the exercise and schooling areas (from the time of their arrival until the end of the Event) so that they can be identified by all Officials including the Stewards. Failure to display this number incurs first a warning and, in the case of a repeated offence, a fine imposed on the Athlete by the Ground Jury or the Appeal Committee. (For PE numbering, see Article 8421).
17. The starting order for Freestyle to Music Competitions where there are ten (10) or more Athletes will be drawn in groups of five (5) using the results of the Individual Competition already held. The first five (5) to compete in the Freestyle will be the five (5) lowest scoring combinations in the Individual Competition. The last five (5) to compete in the Freestyle will be the five (5) highest scoring combinations in the Individual Competition.
18. When the starting lists are completed copies should be given to FEI officials and to the representative of each NF.

#### **Article 8426 Weight**

Refer to GRs and basic welfare principles.

#### **Article 8427 Dress**

1.1. National colours may only be used as per the GRs..

Military, police, etc. may wear civil or service dress at all international Events.

Service dress does not only apply to members of the Armed Forces, but also to members and employees of Military Establishments and National Studs / Schools / Institutes.

1.2. All Athletes must be neatly and correctly dressed at all times.

1.3. A suitable riding hat must be worn by Athletes at all times whilst mounted. It must be of international safety standard and have a well-fitting chinstrap and a three (3) or four (4) point harness. Chinstraps must be fastened at all times when mounted, and hats may not be removed for salutes or mounted prize-giving ceremonies. For competition, hat covers may be

black or another dark colour. All riders, including grooms, trainers, owners, etc. must wear protective riding headgear when mounted.

1.4. Black or brown boots or stout riding shoes with heels must be worn. Plain black or brown half-chaps or gaiters to the knee may be used.

1.5. For Competitions, cream, beige or white jodhpurs or breeches shall be worn, with a black or dark jacket. Contrast colouring and piping is allowed. Striped or multi-coloured coats are not permitted. Tasteful and discreet accents, such as a collar of a different hue or modest piping or crystal decorations, are acceptable.

Breeches: white or off white.

Stock or tie: white, off white or same colour as coat.

Gloves: white, off white or same colour as coat.

Riding boots: black or same colour as coat.

Spurs: see paragraph 1.8 below.

1.6. Gloves shall be worn if possible.

1.7. Athletes with Functional Profile 36 (totally blind), riding in Grade III, must wear a PE approved blindfold, blacked out glasses or goggles while competing. These may be subject to inspection by a classifier or other PE official immediately after the Athlete leaves the arena following the completion of the Test. An arm band, provided by the Athlete, in a distinctive colour must be worn at all times by Grade III and IV blind Athletes while mounted outside of the Competition.

1.8. Spurs are optional. Spurs must be made of metal. The shank must be either curved or straight, pointing directly back from the centre of the spur when on the Athlete's boot. Spurs must not be offset, unless this is allowed as a compensating aid and noted on the Athlete's FEI PE ID Card. The arm of the spur must be smooth and blunt. If rowels are used, they must be blunt, smooth and free to rotate. Metal spurs with round hard plastic knobs are allowed. ('Impuls' spurs). "Dummy" spurs with no shank are allowed.

Athletes abusing the Horse whether intentionally or not may be asked to remove spurs by the Technical Delegate, Chief Steward or President of the Ground Jury.

1.9. Earphones and/or other electronic communication devices are strictly prohibited at FEI PE Dressage Events and such usage is penalised by elimination. Earphones or similar devices are however permitted during training and warm-up.

Noise cancelling ear muffs for Horses are allowed at prize-giving ceremonies only.

## **Article 8428 Saddlery**

1. Identification numbers are to be worn by the Horse at all times when it is out of the stable. Athlete numbers are to be worn by the Athlete at all times when mounted. See Article 8425.16.

2. Bridles and Bits: For details see current list of FEI approved bits.

### **Captions to plates showing permitted bits**

#### Various double bridle bits

##### **Bridoons:**

1. Loose ring bridoon bit

2 a,b,c Bridoon bit with jointed mouthpiece where the middle piece should be rounded. Eggbutt sides also allowed.

2 d Bridoon bit with rotating middle piece

2 e Bridoon Rotary bit with rotating middle piece

3. Egg-butt bridoon bit

4. Bridoon bit with hanging cheeks

**Curbs :**


5. Half-moon curb bits
- 6.+7. Curb bit with straight cheeks and port
8. Curb bit with port and sliding mouthpiece (Weymouth)  
A curb bit with rotating lever arm is also allowed
9. Variation of bits No 6, 7 & 8
10. Curb bit with S-curved cheeks
11. Curb chain (metal or leather or a combination)
12. Lip strap
13. Leather cover for curb chain
14. Rubber cover for curb chain

**Various snaffle bridle bits**

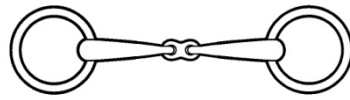
1. Loose ring snaffle
- 2.a,b,c,d,e Snaffle with jointed mouthpiece where middle piece should be rounded
3. Egg-butt snaffle
4. Racing snaffle D-ring
5. Egg-butt snaffle with cheeks
6. Loose ring snaffle with cheeks (Fulmer)
7. Snaffle with upper cheeks only
8. Hanging cheek snaffle
9. Straight bar snaffle. Permitted also with mullen mouth and with eggbutt rings.
10. Snaffle with rotating mouthpiece
11. Snaffle with rotating middle piece
12. Rotary bit with rotating middle piece

**Various double bridle bits**

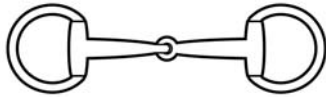
**Bridoons:**




1



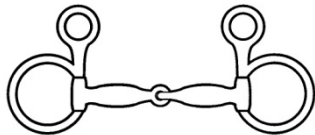
2a



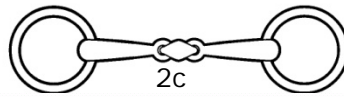
3



2b



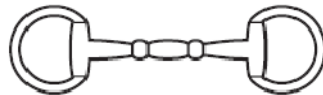
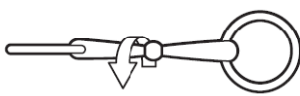
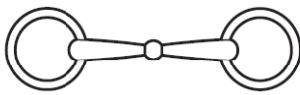
4



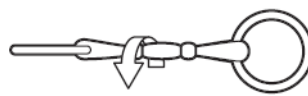
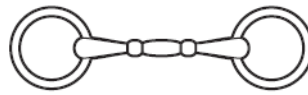
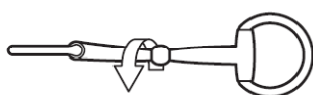
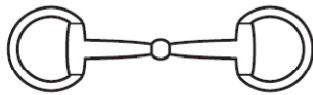
2c




2d



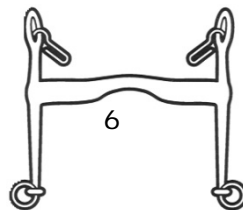
2e



**Curbs:**

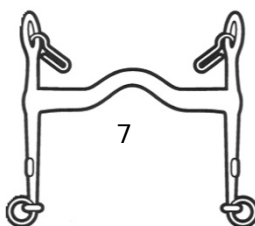


5

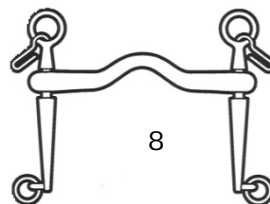


6

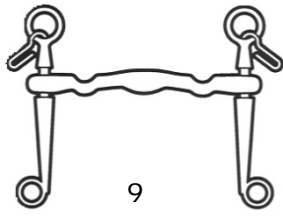
Note: Curb chain hooks must not be fixed.



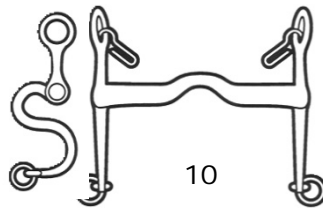
7



8



9



10




11



13

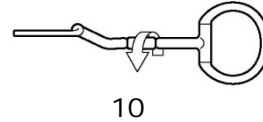
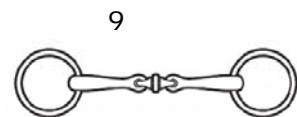
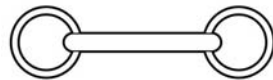
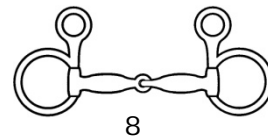
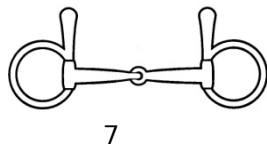
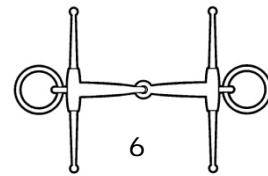
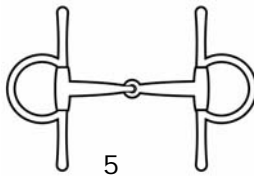
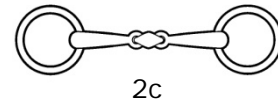
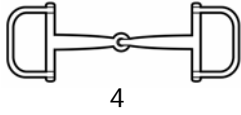
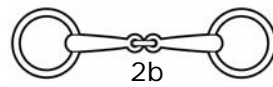
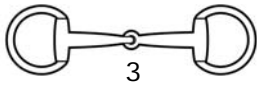
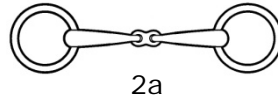
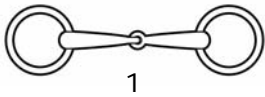


12


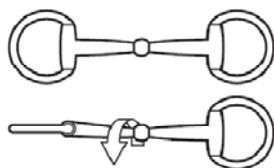
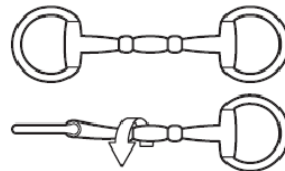
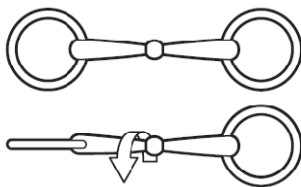


14

**Various snaffle bridle bits**



**12. Rotary bit**



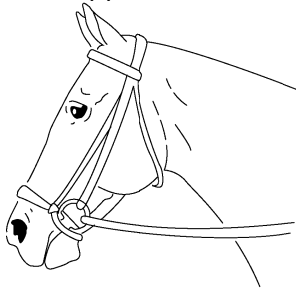
2.1. Athletes must use snaffle or double bridles. Double bridles must have a cavesson noseband, a bridoon and curb bit with a curb chain. The cavesson noseband may never be so tightly fixed as to harm the Horse. Lip strap and rubber or leather covers for the curb chain are optional. Athletes abusing the Horse, whether intentionally or not, will be asked to make changes by the Technical Delegate, Chief Steward or President of the Ground Jury.

2.2. Bridoon, snaffle and curb must be made of metal or rigid plastic and may be covered with rubber (manufactured state). Wrapping of bits with any kind of material and flexible rubber bits are not permitted. The lever arm of the curb bit is limited to ten centimetres (10cm) (length below the mouth piece). If the curb has a sliding mouthpiece, the lever arm of the curb bit below the mouthpiece should not measure more than ten centimetres (10cm) when the mouthpiece is at the uppermost position. The diameter of the mouthpiece of the bridoon and/or curb must be such so as not to hurt the Horse. Minimum diameter of mouthpiece to be twelve millimetres (12mm) for curb bit and ten millimetres (10mm) for bridoon bit. The diameter of the mouth piece is measured adjacent to the rings or the cheeks of the mouthpiece.


3. *Nosebands*. It is obligatory to use a noseband. A cavesson, drop or flash noseband must be used with a snaffle bridle. A cavesson noseband only must be used with a double bridle. Normal dropped nosebands and flash straps must lie in the chin groove. A Horse may be equipped with no more than one (1) noseband (a Flash noseband is considered to be one noseband). Nosebands must not cause discomfort.

### Permitted nosebands


1. Dropped noseband



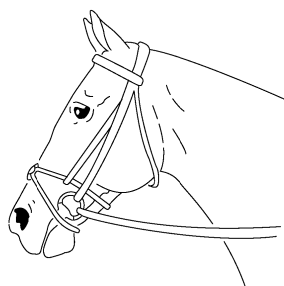
2. Cavesson noseband





3. Flash noseband



4. Crossed noseband (pictured)/  
Mexican noseband





5. Combined noseband – no throat lash

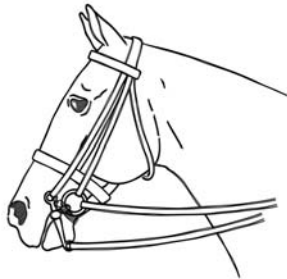
6. Micklem bridle

1, 3, 4 and 6 are not permitted when a double bridle is used.

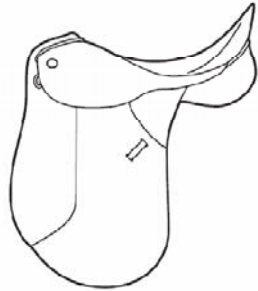
5, when used as a double bridle, the lower strap of the nose band is not allowed.

1, 3 and 4 are not permitted when a double bridle is used.


Example of Double bridle with cavesson noseband bridoon bit and curb chain



Example of permitted Dressage saddle



Double sliding side reins (triangle/dreieck zügel)



#### 4. Saddles

4.1. A well fitting, well maintained saddle of any type, suitable to the Horse and Athlete shall be used. At the halt there must be a clear three centimetres (3cm) between any means of support and the Athlete's trunk. Any adaptations to a saddle must allow the Athlete to fall free of the Horse.

4.2. The use of a handhold, not more than thirty centimetres (30cm) wide, to assist the Athlete to balance, may be attached to the front of the saddle, in front of or above the pommel. Such a handhold may not be more than ten centimetres (10cm) above the top of the pommel when held. If a hard handhold is essential, it must be stated on the Athlete's FEI PE ID card. The FEI reserves the right to allow dispensation to these measures according to the specific disability of an Athlete.

5. Plain numnahs may be used. Dark-coloured seat/saddle covers may be used if they are specified on the FEI PE ID Card. Plain or national saddlecloths may be used. See Article 135 of the GRs, re. Advertising and Sponsorship.

6. Whips. Up to two (2) whips (each a total maximum length of one hundred twenty centimetres -120 cm-) may be carried if required. Any alteration to conventional or curved whips must be approved by the Technical Delegate or Chief Steward. If whips are required for use in Dressage competitions for able-bodied Athletes, this must be stated on the FEI PE ID card.

#### 7. Other PE Saddlery Aids allowed/not allowed

7.1. Breast plates, neck straps, handholds (see 4.2 above) are allowed. Martingales, blinkers, side, balancing, running, bearing and similar reins are forbidden. Any rein adaptation that produces a similar effect to these forbidden reins is not permitted. Any rein from any bit in the Horse's mouth must be in direct contact with the Athlete. This means that if riding in a double bridle the two (2) reins on one (1) side must either both go to the Athlete's hand(s) or be connected into one (1) rein before reaching the Athlete. Foot reins are only allowed when no other reins are going to be controlled by arm(s) or hand(s)/fingers from the upper part of the body of the Athlete.

7.2. If the rein is not used in a conventional manner, it must be in as straight a line as possible from the Athlete's point of contact on the reins to the Horse's mouth. For Athletes with two (2) very short arms reins may be run through rings that are attached to the front of the saddle by leather straps. These rings must not be in a fixed position, but shall be loose. Athletes using such rings must have details noted on their FEI PE ID Cards. Refer to 4.2.

7.3. No 'quick release' mechanisms may be used.

7.4. Velcro may be used to assist the Athlete in the saddle. The total amount of velcro, or similar material, allowed by any one Athlete must not be more than fifty square centimetres (50 sq. Cm), and must not exceed the dimensions of three centimetres by six centimetres (3cmx6cm) per overlap contact. The total area of velcro or similar material per leg must not exceed three centimetres (3cm) wide by six centimetres (6cm) of overlap contact and for safety reasons it is recommended that it is fastened in a 'V' shape.

7.5. A velcro or thin leather strap may be used to attach stirrup irons to the girth strap to assist control of the lower leg.

7.6. Velcro or similar materials must, in all cases, allow the Athlete to fall free of the Horse.

7.7. Elastic rubber bands may be used to keep the feet in the stirrups. Such elastic must be of a width and strength to allow the Athlete to fall free of the Horse.

7.8. To prevent the possibility of the foot sliding through the stirrup, stirrups may be closed at the front. Andersen stirrups may be used. Either two (2) stirrups or no stirrups must be used unless a Athlete has only one (1) leg, in which case one stirrup may be used but only if prosthesis is not used on the other side.

## *8. Decoration*

8.1. Any decoration of the Horse with unnatural items, such as ribbons or flowers, etc. in the tail, etc., is strictly forbidden.

8.2. Normal plaiting of the Horse's mane and tail, however, is allowed.

8.3. False tails are permitted only with the prior permission of the FEI. Requests for such permissions should be directed to the FEI Dressage Department, accompanied by photographs and a veterinary certificate. False tails may not contain any metal parts, except for hooks and eyelets.

8.4. Protective fly hoods will be permitted solely in order to protect Horses from insects. These will be permitted in extreme cases only and at the discretion of the President of the Ground Jury/Technical Delegate. The fly hoods should be discreet and should not cover the Horse's eyes.

9. Adaptations to equipment or velcro or similar materials that assist in the balance of the Athlete may change the functional profile of that Athlete. Athletes may be re-classified, and as a result, may change Grade. The Athlete would then have the option to ride in the higher Grade or not to use such adapted equipment.

10. Use of any equipment, or exemption, that is not covered in the rules must be supported by medical documentation and approved by the Chief Classifier. A copy of the Athlete's FEI PE ID Card must be copied and sent to the OC with the entry form at the time of entry.

11. Subject to the noted provisions, all saddlery and special equipment permissible shall correspond to that allowed under FEI Dressage Rules. It is the responsibility of the Athlete to ensure that all special equipment/compensating aids are allowed under PE rules, and that any used are noted on that Athlete's FEI PE ID Card.

## *12. Checking Saddlery*

12.1. A Steward must be appointed to check the saddlery of each Horse immediately after he leaves the arena. Any discrepancy will be reported to the Judge at C and will entail-elimination. The checking of the bridle must be done with the greatest caution, as some Horses are very touchy and sensitive about their mouths (see FEI Steward's Manual).

The Steward must use disposable surgical gloves when checking the bit (one -1- pair of gloves per Horse).

## **Article 8429 Arena and exercise areas**

1.1. At Paralympic Games, Regional Games, and FEI Championships the Competition arena has to be checked and approved by the Technical Delegate.

1.2. At all other International Events, the Competition arena has to be checked and approved by the Foreign Judge or the President of the Ground Jury.

### **2 The arena**

2.1. The arena, flat and level, must be sixty (60) meters long and twenty (20) meters wide. The difference in elevation across the diagonal or along the length of the arena shall in no case exceed zero point fifty meters (0.50m). The difference in elevation along the short side of the arena shall in no case be more than zero point twenty meters (0.20m). The arena must be predominantly of sand. The measurements above are for the interior of the enclosure, which must be separated from the public by a distance of not less than fifteen (15) meters. For indoor Competitions the minimum distance should in principle be three (3) meters. The enclosure itself should consist of a low fence (rails which must not be solid), about zero point thirty meters (0.30m) high. The width of the entrance must be at least two metres (2m). The part of the fence at A should be easy to remove, to let the Athletes in and out of the arena. The rails of the fence should be such as to prevent the Horse's hooves from entering.

2.2. An arena of forty (40) meters long and twenty (20) meters wide must also be provided for PE Grade Ia, Grade Ib, Grade II and Grade III Athletes. If visually impaired Athletes require larger markers, they have to provide them themselves.

3. The FEI owns the sole right to publicity on the Dressage arena fence for all FEI Championships. For these Events, the OCs may acquire publicity space from the FEI only by previous agreement, except for on the Dressage letters and their holders, where publicity is never allowed.

For all other International Events, OCs are highly encouraged to keep the Dressage arena fence free of publicity and to use extra publicity boards instead as per separately published recommendations from the FEI.

Following application and FEI approval, it may be in black only and must, with the exception of A, leave at least one point five meters (1.5 m) free of publicity on either side of the arena letters. The short side at M, C, H must be completely free of publicity. There must be at least 3 m free of advertising on either side of B and E. A maximum of forty four (44) meters of publicity on the rails is accordingly permitted. The publicity must be positioned in a regular manner and each long side should reflect the other exactly.

3.1. The height of the sponsor brand/logo should not exceed twenty centimetres (20cm) and the advertising must be fixed level with the top of the arena fence. Publicity may only be placed on the inside of the arena fence and any requirements in terms of agreements between the FEI and television broadcasters as may be in force, must be respected.

3.2. Any publicity applied on the fence must previously be approved by the Foreign Judge/Foreign Technical Delegate.

In accordance with the above stated positioning of publicity, it is always permissible to place the name and/or logo of the FEI approved Event on the Dressage fence following approval of the FEI/Foreign Judge/Technical Delegate before the Competitions.

For example: CPEDI3\* Hartpury.

OCs who violate these rules will be fined by the FEI as appropriate under these rules and the GRs and/or may lose the CPEDI status of their Event.

4. The letters outside the enclosure should be placed about zero point fifty meters (0.50 m) from the fence and clearly marked. It is compulsory to place a marker on the fence itself, level with and in addition to the letter concerned. Publicity is not allowed on letters or on letter holders. Letters should also be visible for the public.

5. A marked centre line is not used.

6. When five (5) Judges are used, three (3) Judges must be placed along the short side, on the outside of and a maximum of five meters (5m), minimum of three meters (3m) from the arena at outdoor Competitions and preferably a minimum of three meters (3m) at indoor Competitions; the Judge at C on the prolongation of the centre line, the two (2) others (M and H) two meters fifty (2.50m) from and on the inside of the prolongation of the long sides. The two (2) Side-Judges (B and E) must be placed on the outside of and a maximum of five meters (5m), minimum three meters (3m) from the arena at B and E respectively; at indoor Competitions preferably a minimum of two meters (2m). When three (3) Judges are used one should sit on the long side.

6.1. A separate hut or platform must be provided for each Judge. It must be raised not less than zero point fifty meters (0.50m) (for Freestyle Tests possibly a little higher) above the ground, in order to give the Judges a good view of the arena. The booth/hut must be large enough to accommodate ~~three~~ four (4) persons. Judges' booths must be equipped with side windows. Judges' huts should provide good views of the entire arena.

Whenever possible when judging takes place outside, the Judges' booths/huts should give shelter from extremes of weather, both heat and cold, wind and rain. Doors should have hooks to secure them in both the open and closed positions if required. Heaters or fans should be made available in extremes of temperature. Cars may be used at competitions below 4\*.

7. It is recommended to make a pause of about fifteen (15) minutes after every two (2) hours, to reconstitute the surface of the ground. If there are more than thirty (30) Athletes one (1) of the breaks should be for at least twenty five (25) minutes. The minutes are timed from the finishing time of one (1) Athlete to the start time of the next Athlete. A break of one (1) hour should be allowed for lunch for the Judges.

8. If the Competition is held indoors, the arena should, in principle, be a minimum distance of two meters (2m) from the wall.

9. On no account and under penalty of disqualification, may an Athlete/Horse use the Competition arena at any time other than during his performance in a Competition or during an allocated training session.

Exceptions may be made by the Technical Delegate or the President of the Ground Jury.

10. At least one (1) practice arena of twenty meters by sixty meters (20mx60m) must be placed at the disposal of the Athletes three (3) days before the first Competition of the Event. If possible this arena should be of the same consistency as the Competition arena footing. At least one (1) practice arena of twenty meters by forty meters (20mx40m) must also be provided for every fifteen (15) Horses entered. A practice arena must also be available for blind Athletes to train alone. If possible these arenas should be of the same consistency as the Competition arena footing.

10.1. Where it is not practically feasible to provide a practice arena of twenty meters by sixty meters (20mx60m), it is recommended that the Athletes are permitted to exercise their Horses in the Competition arena. A fixed time schedule setting out the times during which the Competition arena may be used for training purposes should in that case be clearly set out.

11. For ~~indoor~~ Competitions where it is not practical for the Athletes to ride their Horses around the outside of the arena prior to entering the arena, Athletes can be permitted to enter the arena for a period of time before the bell is sounded. The OC together with the President of the Ground Jury or Technical Delegate can decide whether Athletes must leave the arena before commencing their Test, or must start from the inside of the arena.

12. All visually impaired Athletes may start the Test from within the arena.

13. Interruption. In case of any technical failure that will interfere with the Competition, the Judge at C shall ring the bell. It is recommended that in clear cases of external disturbance, the same procedure is applied. During extreme weather conditions or other extreme situations the Judge at C may ring the bell for interruption of the Test. The Technical Delegate/OC may also suggest to the Judge at C to stop the Competition. The affected Athlete should return to complete his Test when conditions so permit.

In the case of a Athlete's music failing during a Freestyle Test and in cases where there is no back-up system, the Athlete can, with the permission of the Judge at C, leave the arena. There should be minimum interference with the starting times of the other Athletes. The affected Athlete should return to complete or restart his Test during a scheduled break in the Competition or at the end of the Competition. The Judge at C, after conferring with the Athlete, will determine when the Athlete should return to the arena. It is up to the Athlete whether to restart the Test from the beginning or to commence from the point where the music failed. In case the marks already given will not be changed.

If an Athlete has to restart an ordinary Test, he can choose to start from the beginning of the Test or from where stopped. Any scores given before the interruption remain.

### **Article 8430 Execution of the Tests**

1. The official FEI PE Tests must be carried out entirely from memory, and all movements must follow in the order laid down in the Test; except for those Athletes who may have their Tests commanded and/or called as a compensating aid listed on the FEI PE ID Card. See Article 8430.15.

2. When an Athlete makes an "error of the course" (takes the wrong turn, omits a movement, etc.) the Judge at C warns him, by sounding the bell. The Judge shows him, if necessary, the point at which he must take up the Test again and the next movement to be executed, then leaves him to continue by himself. However, in some cases when, although the Athlete makes an "error of the course", the sounding of the bell would unnecessarily impede the fluency of the performance - for instance if the Athlete makes a transition from medium trot to working trot at E instead of at K, it is up to the Judge at C to decide whether to sound the bell or not. If an Athlete makes an error of course/Test whilst executing a movement which is to be repeated later in the Test, the Judge at C should, in the interests of the Athlete, ring the bell as above and put the Athlete right. Marks will be deducted for the error by each Judge, but the Athlete should remember to ride the correct movement in then repeated section, thus avoiding a second error and an additional penalty of ~~four~~ marks per Judge. The decision as to whether or not an error of course has been made will be that of the Judge at C. The other Judges' scores will be adapted accordingly. Communication may be made through the Athlete's representative.

3. Every "error of the course", whether the bell is sounded or not, must be penalised:

- the first time by two (2) points,

- the second time by four (4) points,
- the third time the Athlete is eliminated.

#### Other Errors

All of the following are considered errors, and two (2) points will be deducted per error, but they will not result in Elimination (including for Freestyle Tests):

- Entering the arena before the sound of the bell;
- Not entering the arena within sixty (60) seconds after the bell but within hundred and twenty (120) seconds;
- Entering the arena before the sound of the bell; or,
- For Freestyle Tests, entering the arena after more than twenty (20) seconds of music
- If the Freestyle Test is longer or shorter than stipulated on the Test sheet, zero point five percent (0.5%) will be deducted from the total artistic score.

4. When an Athlete makes an "error of the Test" he must be penalised. In principle a Athlete is not allowed to repeat a movement of the Test unless the Judge at C decides on an error of course (sounds the bell). If, however, the Athlete has started the execution of a movement and attempts to do the same movement again, the Judges must consider the first movement shown only and at the same time, penalise for an error of course.

5. If the Jury has not noted an error, the Athlete has the benefit of the doubt and will therefore not be penalised for the error.

6. The penalty points are deducted on each Judge's sheet from the total points obtained by the Athlete.

7. In a case of marked lameness the Judge at C informs the Athlete that he is eliminated. There is no appeal against this decision.

8. In a movement which starts or finishes at a given letter in the arena, it should be done at the moment when the Athlete's body is beside or over this letter.

9. PE Athletes must enter the arena within sixty (60) seconds after the sound of the bell. On the grounds of safety, Athletes in Grade Ia, Ib, II and Profile 36 (totally blind) may be accompanied around the outside arena by the trainer or his representative before the Test starts. They may be led, but must not be schooled from the ground. This person may stand outside the arena on the field of play during the Test.

In the event that the Horse starts to defecate or urinate, the clock will be stopped until the Horse is ready to continue at which point the clock will be restarted.

10. All Athletes may salute with a nod of their head only. Hats must not be removed at the salute, and contact must be maintained on the reins.

11. In the case of a fall of Horse and/or Athlete, the Athlete will be eliminated.

12. A Horse leaving the arena completely, with all four (4) feet and in a wilful manner, causing the Athlete to lose control, will be eliminated. However, if the Athlete directs the Horse to the outside of the arena or the arena is not fully boarded, the Horse is not automatically eliminated. The decision is that of the Judge at C. Mentioned incidence will deduct the marks heavily.

In the case of a Horse being unintentionally directed to leave the arena with all four (4) feet where the boards are continuous, the steward or other suitable person will remove one or more boards to allow the athlete to re enter the arena safely.

12. Resistance may last no longer than sixty (60) seconds. However, resistance that may endanger Athlete, Horse, officials or members of the public may result in elimination for safety reasons earlier than within sixty (60) seconds.

13. A Test begins with the entry at A and ends after the salute at the end of the Test, as soon as the Horse moves forward. Any incidents before the beginning or after the end of the Test have no effect on the marks. The athlete should leave the arena in the way that is prescribed in the text of the Test.

#### 14. **Commanders and Callers**

14.1. Definitions: Commanders read a Test; callers call out the letters to those visually-impaired Athletes who need this assistance.

14.2. Only those Athletes with intellectual impairment, visual impairment (B1/Profile 36) or neurological conditions leading to short term memory loss may have a commander to read their Tests, including freestyles. Athletes who wish to have a commander must apply to the PE Chief Classifier for permission, clearly stating the reason for the need and providing supporting documentation, if necessary. Permission to use a commander must be stated on the FEI PE ID cards. Tests may be commanded in English or in the Athlete's own language.

14.3. Those Athletes, qualified as above, who are also deaf or hearing-impaired may use sign language or radio communication. This must be stated on the Athlete's FEI PE ID Card.

14.4. Athletes shall have no more than one (1) commander who shall stand in a fixed position outside the arena at E or B, or if this is not possible, stand as directed by the Judge at C.

14.5. The commander may read each movement once or twice only, from the official printed text version of the Test or extracts there from (without any augmentation).

14.6. All commanders must be supervised by a steward, preferably one who speaks the same language.

14.7. Commanders may not carry a whip.

14.8. Callers may only call the name of the letter(s). Only the lead caller (who may also command) may be in the centre of the arena. All other callers must be positioned outside the arena, and may move from one marker to another, provided they do not restrict the vision of any of the Judges. There shall be no more than nine (9) callers, but visually-impaired Athletes are encouraged to use as few callers as possible.

#### **15. *Other Outside assistance***

15.1. Any other outside assistance or intervention, including coaching by voice, signs etc, may result in elimination, at the discretion of the President of the Ground Jury or the Judge at C.

15.2. The Athlete's trainer or representative may stand near the Competition arena to relay the Judges' instructions, if necessary.

15.3. Helpers may be placed in corners outside the arena for safety reasons. In an emergency, they may give physical assistance. Penalties will be at the discretion of the Judge at C, who may eliminate the Athlete either at the time, or at the conclusion of the Test.

15.4. For Grade Ia, Ib and II, if circumstances allow a companion Horse may stand adjacent to the arena.

### **Article 8431 Time and Technical Failure**

1.1. The only Tests to be timed are the Freestyle Tests.

1.2. The Test is timed from the move off after the first halt to the final halt. Entry music is not compulsory, and if used must not start more than twenty (20) seconds before the athlete enters the arena. An Athlete must enter the arena within twenty (20) seconds of the music starting. Exceeding twenty (20) seconds will entail elimination, but the Test may be performed first. The music must cease at the final salute. The halts must be on the centre line, facing the Judge at C.

1.3. In the case of an Athlete's music failing during a Freestyle Test and in cases where there is no back-up system, the Athlete should immediately leave the arena. There should be minimum interference with the starting times of the other Athletes and the affected Athlete should return to complete or restart his Test during a scheduled break in the competition or at the end of the competition. The Judge at C, after conferring with the Athlete, will determine when the Athlete should return to the arena. The Athlete may decide whether to restart the Test from the beginning or to commence from the point where the music failed. In any case the already given marks will not be changed.

### **Article 8432 Marking**

1. All movements, and certain transitions from one (1) to another, which have to be marked by the Judges, are numbered on the Judge's sheet.

2. They are marked from zero (0) to ten (10) by each Judge, zero (0) being the lowest and ten (10) the highest mark.

3. The scale of marks is as follows: -

<b>10:</b> Excellent	<b>4:</b> Insufficient
<b>9:</b> Very good	<b>3:</b> Fairly bad
<b>8:</b> Good	<b>2:</b> Bad
<b>7:</b> Fairly good	<b>1:</b> Very bad
<b>6:</b> Satisfactory	<b>0:</b> Not executed
<b>5:</b> Sufficient	

All Half marks from zero point five (0.5) to nine point five (9.5) may also be used both for movements and collective marks, at the discretion of the Judge.

“Not executed” means that practically nothing of the required movement has been performed.

In Freestyle Tests, half marks may be used for the artistic marks.

4. Collective marks are awarded, after the Athlete has finished his performance for:

- 1) Paces.
- 2) Impulsion.
- 3) Submission.
- 4) Equestrian feel and skill of the Athlete.
- 5) Accuracy.

Each collective mark is awarded from zero (0) to ten (10).

5. Some collective marks, as well as certain difficult movements, can be given a coefficient, which is fixed by the FEI.

#### **Article 8433 Judges' sheets**

1. The Judges' sheets have two (2) columns: the first for the Judge's original mark, the second for his corrected score. Any corrected score must be initialled by the Judge having made the correction. Judges' scores must be recorded in ink.

2. There is also a column for the Judge's remarks, where the Judge, as far as possible, should state the reason for his judgment, at least when giving marks of five (5) and below.

3. The above should be done for all other competitions, with a copy to the President of the Ground Jury.

4. All Dressage Tests can be downloaded from the FEI website ([www.fei.org](http://www.fei.org)).

#### **Article 8434 Calculation of scores and results.**

Note: For PE the word 'Classification' applies to the Functional Classification of Athletes and is not applied to scoring and results.

1. After each performance and after each Judge has given his collective marks, which must be done with due consideration, the Judges' sheets pass into the hands of the scorers. The marks are multiplied by the corresponding coefficients, where applicable, and then totalled. Penalty points for errors in the execution of the Test are then deducted on each Judge's sheet.

2. The Total Score is obtained by adding the total points on each of the Judges' sheets. Percentages should also be obtained against the maximum total points available.

3. The Individual Results are calculated as follows:

3.1. In all Competitions the winner is the Athlete having obtained the highest percentage, the second placed athlete is the one with the next highest percentage and so on.

3.2. In case of equality of percentages for the first three (3) places, the higher collective marks will decide on the better placing. In the case of equality of collective marks for the first three (3) places, and in case of equality of percentages for remaining places, the athletes are given the same placing.

3.3. In case of equality of percentages in a Freestyle Test for the first three (3) places, the higher artistic marks will decide on the better placing. In the case of equality of marks for the remaining places, the Athletes are given the same placing.

4. The Team results are calculated as follows: In all team Competitions the winning team is the one having the highest percentage from the Team and Championship Tests added together of their three best Athletes, the second placed team is the one with the next highest percentage,

and so on. In case of equality of percentages, the winning team is the one (1) whose third placed athlete out of the best three (3) has the best result Team & Championship added together.

See also Article 8439.6 (Re. Reducing a score of ten (10) penalty percentages per Judge if Athlete is competing in the in the wrong Grade).

#### **Article 8435 Publishing of results**

1. After each performance the points awarded by each Judge will be added up by the scorer using a calculator with a printout. (A computer program may be used in addition). The printout is to be stapled to each original score sheet. The provisional scores from each Judge are posted on the score board, (marked as 'Provisional') with the individual and total scores of all the Judges and the percentage score.

All results must be published in percentages with numbers to three (3) places after the decimal point.

2. If an Athlete withdraws prior to a Competition or retires, etc. during the performance of a Test, the words "retired", "withdrawn", "eliminated", "excused" or "no show" must appear after the athlete's name in the result sheet.

3. The President of the Ground Jury or Judge at C must sign an official results sheet for each class. The sheets can then be released to the athletes. Prize giving can be held half an hour after the sheets are released.

4. After the announcement of the final results of the Competition and the general total points and percentages, the score awarded by each Judge are published under his own name, communicated to the press and to the FEI (See Article 8433.3).

#### **Article 8436 Prize-Giving**

1. Participation in the Prize-Giving Ceremony of placed Athletes is compulsory. Failure to do so entails losing the placing and prize. Passports will not be returned by the OC until after the final prize giving, and after all bills are paid. Rosettes must be given. See also Article 8454. Dress and Saddlery have to be the same as in the Competition, however, black or white bandages are allowed. Athletes may seek the permission of the Technical Delegate to enter on a Horse other than the one (1) they competed on. All Horses may be led or accompanied by a responsible person walking beside them. Sponsors must also be involved where ever and whenever possible. Hats may not be removed at mounted Prize Givings. See also Article 8427.1.3 (removal of hats).

2. At all times when Horses are grouped together - prize-giving, Horse inspections etc. - Athletes and/or grooms must act in a responsible way. Carelessness or irresponsible behaviour may result in the giving of a Warning Card. Acts of gross irresponsibility or carelessness resulting in an accident will be reported to the FEI Tribunal for further action if necessary.

3. The OC, in conjunction with the Technical Delegate, will stipulate how many Athletes are to present themselves at the official prize giving, and whether it is to be mounted or dismounted. This must be communicated to the Chefs d'Equipe at least one (1) hour in advance of the prize-giving.

4. Rosettes, etc. for Athletes not required at a prize giving can be collected by the Chef d'Equipe at a set time after the prize-giving from a designated person, on production of the score sheet.

**CHAPTER III            GROUND JURY, APPEAL COMMITTEE, TECHNICAL DELEGATE,  
CLASSIFIERS VETERINARY COMMISSION AND VETERINARY  
DELEGATE, STEWARDS AND ABUSE OF HORSES**

**Article 8437    Ground Jury**

1. All competitions above CPEDI3\* level must have a Jury of five (5) Judges Classes at and below this level must have three (3) or five (5) Judges, seated as in Article 8429.6. National Competitions, when international Athletes are invited and present, (CPEDN), should if possible have at least three (3) Judges.
2. The marks of all five (5) (respectively three -3-) Judges are taken into consideration for the results.
3. Each Judge must be assisted by a secretary who speaks and writes the same official language.
4. The Judge at C may decide if he wishes to be assisted, in addition to the secretary, by a special assistant, whose task is to follow the progress of the Test, to inform the President of Ground Jury of any "error of the course" and/or "error of the Test".
5. For Major Championships (as defined in the PE Dressage Rules) and for the Paralympic Games, the Jury must show international representation and the President of Ground Jury and the other members of the Ground Jury must be chosen from the FEI lists of PE Official International or International Judges appointed by the PE Committee and approved by the Bureau of the FEI.
6. For CPEDI3\*, the President and the other members of the Ground Jury must:
  - be chosen from the FEI lists of these PE Judges: - Official and/or International;
  - be appointed by the NF and the OC, in agreement with the FEI;
  - be an International Jury (see Art. 8437.11).
  - If five (5) Judges are used, three (3) or more must be FEI International or FEI Official International status, can have one (1) or two (2) FEI Candidate Status.
  - If three (3) Judges are used, two (2) or more must be FEI International or FEI Official International status, one (1) can be FEI Candidate Status.
7. For CPEDI2\*, the President and the other members of the Ground Jury must be:
  - chosen from the FEI lists of PE Judges (Official and/or International and/or International Candidate Judges). If a Candidate Judge is not being used one (1) Judge may be chosen from that country's list of PE National Judges, provided he has attended an IPEC or PE Judges' course within the last five (5) years and been accredited as a National Judge.
  - For CPEDI1\*, the President must be chosen from the FEI lists of PE Judges (Official or International Judge). One to two (1-2) Judges can be International Candidates or National Judges and can be from the same country;
  - appointed by the NF and the OC, in agreement with the FEI;
  - an International Jury (see Art. 8437.11);
  - Of the minimum three (3) Judges, one (1) or more must be FEI International or FEI Official International status, two (2) can be FEI Candidate Status or National
8. For CPEDIM the Ground Jury does not have to be International, the President and the other members of the Ground Jury must be: -
  - chosen from the FEI lists of these PE Judges (Official and/or International and/or International Candidate). If a Candidate Judge is not being used one Judge may be chosen from that country's list of PE National Judges, provided he has attended an IPEC or PE Judges' course during the last five (5) years, and been accredited as a National Judge;
  - be appointed by the NF and the OC, in agreement with the FEI.
9. For CPEDN the Jury does not have to be International. The President and the other members of the Ground Jury must be made up of:
  - at least one Judge from the FEI list of Official, International or International Candidate Judges; the others may be FEI PE National Judges who have attended an IPEC or PE Judges' course during the last five years, and been accredited as a National Judge.

The Ground Jury must be appointed by the NF and the OC, in agreement with the FEI.

10. A President or a member of a Ground Jury is considered to be a Foreign Judge if he is of different nationality and is domiciled in a different country from that in which the international Event is taking place.

11. A Ground Jury is considered to be international if there is at least one (1) Foreign Judge in a Ground Jury of three (3) members, and there are at least three (3) Foreign Judges in a J Ground Jury of five (5) members.

12. Not more than two (2) International Candidate Judges may be appointed members of the same Ground Jury. If the Ground Jury consists of three (3) Judges, only one (1) Candidate Judge is allowed.

13. At least one (1) Reserve Judge must be appointed for Championships and Games, in case one (1) of the Judges is unable to attend. The Reserve Judge should be present at the Event and may judge classes as required.

14. The President or the FEI nominated Foreign Judge must arrive in time for the Horse Inspection.

15. All Judges of a Jury must speak at least one (1) of the official languages and if possible understand the other.

16. At any Event a Judge may not be called upon to judge more than forty (40) Athletes a day.

17. For the division of the Judges into different categories, as well as for the necessary qualifications for each category, see Annex III.

18. **Reserve Judge.** One (1) reserve Judge must be appointed for all levels of FEI Championships and Games when seven (7) or five (5) members of the Ground Jury are appointed, in case one (1) of the Judges is unable to attend. The reserve Judge should be present for the Paralympic Games, World Equestrian Games and Continental Championships, and whenever possible for lower level Championships and Games.

#### **Article 8438 Technical Delegate**

1.1. A Technical Delegate must be appointed for all Competitions. The OC will appoint the Technical Delegate, who must be approved by the FEI. FEI will appoint the Technical Delegate(s) for 4\* Events and above

1.2. A list of Technical Delegates qualified to officiate at all levels of Events will be maintained by the FEI. The qualifications for such PE Technical Delegates are as follows: to be a past or present FEI PE/IPEC Dressage Judge or being appointed by the PE Dressage Technical Committee on the grounds of their extensive knowledge of PE and the specific requirements.

At CPEDI1\* and CPEDI2\* Competitions, the Technical Delegate may also act as the FEI Steward or a Judge providing he meets the minimum criteria defined under Art. 8437.

At CPEDI3\* Competitions, the Technical Delegate may also act as a Judge providing he meets the minimum criteria defined under Art.8437.

#### **Article 8439 Classifiers**

1. Classification for Profile 36 and 37 must be carried out by an ophthalmologist or optical doctor and for Profile 39 by a psychologist.

2. Classification for International Competitions must be carried out by two (2) internationally accredited PE classifiers. Two (2) classifiers may do the classification together or separately, but one (1) of them must be from a different NF to the Athlete.

3. A PE Classifier is a Physiotherapist or Medical Practitioner who has attended and passed an FEI PE Classification Course.

4. FEI will appoint the classifiers for all international Competitions including Major Championships (as defined in the PE Dressage Rules) and the Paralympic Games. A list of Classifiers qualified to officiate at all levels of Events will be maintained by the FEI.

5. Protests against Classification

5.1. All classification protests should be directed in the first instance to the Chief Classifier for that Event. If not resolved the protestor may lodge a formal appeal with the Event Appeal

Committee. The Head FEI PE Classifier should be consulted in all classification protest procedures.

5.2. When new nationally classified Athletes are classified internationally for the first time before an Event, it may be found that the Athlete has been entered in the wrong Grade (lower). The Athlete can either compete in the Grade given by the international classifier or should stay in his entered Grade for the duration of that event. However, if the Athlete chooses to ride in the grade he was entered, the score as calculated from the total of all Judge's percentages will be reduced by ten percent (10%) of total result. Medals won by that Athlete will remain with the Athlete and he will appear on the scoreboard and result sheets. For more detail, see the Classification Manual.

#### **Article 8440 Appeal Committee**

The GRs refer to the Appeal Committee. International Candidate Judges, International Judges, Official International Judges and retired Judges of any of these categories of PE Dressage Judge, as well as other suitably qualified persons approved by the PE Committee, can be a member of Appeal Committee.

At CPEDI 1\*, 2\* and 3\* Events no Appeal Committee is required.

#### **Article 8441 Abuse of Horses**

The GRs refer to Abuse of Horses.

#### **Article 8442 Veterinary Commission and Veterinary Delegate (see also FEI Veterinary Regulations)**

1. The composition of the Veterinary Commission, which is compulsory for all Major Championships (as defined in the PE Dressage Rules) and CPEDIs4\*, and the appointment of its President and members must be in accordance with the VRs.

2. At CPEDIs, the presence of a veterinarian, to be regarded as the Veterinary Delegate appointed by the OC, is required in accordance with the VRs. This Veterinary Delegate should conduct all veterinary examinations, including the 'Trot Up'.

*Treating vet:* In addition to the Veterinary Delegate, there must be a Treating Veterinarian. This person must be a different person to the Veterinary Delegate.

#### **Article 8443 Stewards**

The GRs refer to the Stewards. The Chief Steward is responsible for all the Stewards and for the timing required during training. The Chief Steward will report to the PE Technical Delegate.

At CPEDI 1\* and 2\* Events the FEI Steward may also act as FEI Technical Delegate provided he meets the criteria defined under Art. 8438 (but cannot thereafter join the Ground Jury).

**Article 8444 Horse Inspections and Examinations**

1. Horse Inspections and Examinations must be conducted in accordance with the VRs.

**Article 8445 Medication Control of Horses**

The Medication Control of Horses must be conducted in accordance with the GRs and the VRs.

**Article 8446 Passports of Horses**

1. The GRs refer . Also see Annex I.

2. All Horses require FEI passports, except for those Horses competing in their country of residence up to and including CPEDI2\* and those competing in Competitions below CPEID2\*. However, these Horses must be registered with their NF, be identifiable by diagram, and have a valid vaccination certificate.

3. Borrowed Horses, being used as own Horses, must be registered with their NF, be identifiable by diagram, and have a valid vaccination certificate.

4. However all NFs and Athletes must comply with import/export regulations and documentation when travelling their Horses abroad.

See also Article 8457.

## **CHAPTER V                    WORLD    AND    CONTINENTAL    INDIVIDUAL    AND    TEAM DRESSAGE CHAMPIONSHIPS**

### **Article 8447    Organization**

1. Once in every four (4), the World Championships should be allocated in accordance with the priority laid down in the GRs.
2. Twice every four (4) years, the Continental Championships should be allocated, or at least once between each Paralympic Games, and may be held in even or odd years. Regions are encouraged to apply for these Championships.
3. These Championships must be organised so as to conform with the General Rules and Regulations for PE Dressage Events.
4. Each Event should hold an Individual Championship and Freestyle Championship for each of the five (5) Grades, and a Team Championship. The PE Dressage Technical Committee will advise the Tests to be used for each Grade. No team Competition other than the Team Championship is allowed on the occasion of a Championship, neither is an Athlete allowed to ride more than one Horse in each competition
5. These Championships take precedence over all other international Dressage Events, official or not, in choice of dates and sporting interest and value of prize money.

### **Article 8448    Technical Delegate**

A Technical Delegate must be appointed for all Competitions. The FEI will appoint the Technical Delegate(s) for all the Major Championships (as defined in the PE Dressage Rules). The Technical Delegate is in charge outside the actual Competitions. See also Article 8438.

### **Article 8449    Appeal Committee**

See Article 8440.

### **Article 8450    Participation**

1. After approval by the FEI, the schedules, conditions and invitations are sent to the appropriate NFs for the World Dressage Championship and the Continental Dressage Championship either by the NF of the country where the Championship is to be held or by the OC of the Event.
2. Teams. Each team consists of four Athletes and four (4) Horses, or three (3) Athletes and three (3) Horses. One (1) team member must be classified either Grade Ia, Ib or II. Not more than three (3) team members may be of the same Grade. In a team composed of four (4) Athletes the three (3) best total scores only count for the team result.
3. Each NF may send one (1) additional individual, as well as a team. The host NF may enter a further three (3) individuals. These extra individuals may not take part in the Team Competition. The above does not apply to the Paralympic Games, which is under the governance of IPC. (See relevant Paralympic Games Qualification Criteria, published separately). Each athlete may only ride one Horse in any Major Championship (as defined in the PE Dressage Rules).

### **Article 8451    Qualification**

Events are open to all athletes unless stated otherwise in the Schedule. Qualification may be required for Major Championships (as defined in the PE Dressage Rules).

### **Article 8452    Expenses and Privileges**

1. NFs pay their own expenses except as below.
2. OCs may offer to cover the living and accommodation expenses of one (1) groom to each two (2) Horses. Grooms must belong to the official Teams. Any additional grooms are the responsibility of the relevant NF.

3. OCs are responsible for transportation and living expenses of all FEI PE international Officials, which includes the Judges, Classifiers, members of the Appeal Committee, Technical Delegates and Chief Stewards.

#### **Article 8453 Calculation of scores and results**

In accordance with Article 8434 above.

#### **Article 8454 Prizes and Prize Money**

1.1. The GRs refer to Prizes and Prize Money. The eventual allotment of prizes for the Championships must be set out in the conditions for the Competitions and sent out together with the invitations and schedules for the Championship concerned (Article 8450.1).

1.2. Rosettes must be given. Rosettes, etc. for Athletes can be collected by the Chef d'Equipe of the relevant NF, at a set time, or given at or before the prize giving ceremony. It is not mandatory, but advisable, to give Prize Money for PE Events. Prizes in kind may be given in lieu of prize money. Passports will not be returned by the OC until after the final prize giving, and after all bills are paid.

#### **Article 8455 Miscellaneous**

In all circumstances not covered by existing rules, the Ground Jury, in consultation with the Technical Delegate, being guided by the GRs and the Rules for PE Dressage Events, shall give such decisions as they consider will best produce a fair result.

## CHAPTER VI PARALYMPIC GAMES

### Article 8456 Participation

1. All Qualification Criteria and other Requirements are subject to the Rules of the IPC, who have governance of the Games.

2. Paralympic Games Rules include:

*2.1. Teams.* An NF having obtained eligibility and qualification according to Paralympic Games Eligibility and Qualification Criteria, may enter a team composed of a minimum of three (3) and a maximum of four (4) Athletes. The team competition consists of the (1<sup>st</sup>) Team Tests and the Individual Championships Tests, with the percentages of the best three (3) Athletes to count for the Team Competition. Each team must have at least one (1) Athlete in Grade Ia, Ib or II, and no team may have more than three (3) Athletes from any one (1) Grade (Grades Ia and Ib are separate Grades).

*2.2. Individuals instead of Teams.* NFs having obtained eligibility and qualification according to Paralympic Games Eligibility and Qualification Criteria to enter individuals in place of a team, or in addition to a team, may enter such individuals with one (1) Horse each. See IPC Paralympic Games Qualification Criteria, which is published on the websites, and available for downloading.

2.3. No Athlete may ride more than one (1) Horse in any Test at the Paralympic Games. All Athletes, having started their first Test on a certain Horse, (the 'original Horse') may not change from riding that Horse in further Competitions.

2.4. An eligible Horse is one (1) that has been accepted on to the venue and passed all necessary veterinary Tests. See also Article 8422 Sharing of Horses.

3. Reserve Horses for the Paralympic Games cannot be brought.

### Article 8457 Tests to be ridden

1. Each Grade rides its own Tests.

2. The order of the Tests will be:

*2.1. Team Championship Tests* – all five (5) Grades. (Non-team Athletes may ride the (1<sup>st</sup>) Team Test as a separate warm up Test during the training period). No rosettes or prizes will be given for these classes, but Medals will be given for the Team Competition (1<sup>st</sup>) Team Tests plus Individual Championship Tests.

*2.2. Individual Championship Tests* - all five Grades. Medals will be given for each Grade.

*2.3. Freestyle Tests* - all five Grades. Medals will be given for each Grade

3. The approximate timing of all classes will be decided by the Technical Delegate in conjunction with IPC and the Competition Manager at least two (2) months before the Games. The order of the Grades will be arranged with the aim of not exceeding forty (40) Tests per day. Where possible, Grade Ia and Grade Ib Athletes should be separated by a class for other Athletes.

4. The Paralympic Games are held under the same technical rules as all other events, but with seven (7) Judges in total, a Technical Delegate, an assistant Technical Delegate, a Chief Steward, an Assistant Chief Steward three (3) members of the Appeal Committee and two (2) Official International Classifiers.

### Article 8458 Order of Starting

The Draw for PE events at the Paralympic Games is held in the same manner as the Draw for other Competitions.

### Article 8459 Schooling of Horses

1. On no account and under penalty of disqualification, may any Horse in Grade IV or Grade III take part in the Paralympic Games, if it has been schooled in the saddle by anyone other than the Athlete concerned after arrival at the Paralympic Games venue. This means, for instance, that a groom mounted in the saddle may walk the Horse on a long, safe rein and that lungeing and verbal assistance from the ground from the trainer or his representative is permitted.

2. *Shared Horses*. For Athletes in Grades Ia, Ib and II Team and Individual Tests where the Horse is ridden by the trainer or his representative, leg yield and shoulder in are allowed but no other lateral or advanced movements are permitted if the Horse is shared.

**Article 8460 Ground Jury**

There shall be seven (7) members of the Ground Jury judging in groups of five (5) in rotation. This is arranged by the President of the Ground Jury. See also Article 8437.

**Article 8461 Paralympic Medals**

Subject to IPC, there are sets of medals for the Team Championships; for each of the five (5) Grades for the Individual Championships; and for each of the five (5) Grades for the Freestyle to Music Championship.

## ANNEX I Classification

1. *FEI PE ID Cards* All international Athletes shall hold an International PE Classification Identity Card, (FEI PE ID Card) that lists their name, date of birth, NF, national number, functional profile number, Grade, and the compensating aids and equipment that may be used, the manner of saluting and the date of classification. The FEI PE ID Card is displayed as Illustration "C". This Card must be copied to the OC with all entries, and the OC must give a copy of the Card to the President of the Ground Jury or the Judge at 'C'.

1.1 Illustration "C" Identity Cards.  
Front view with sample information



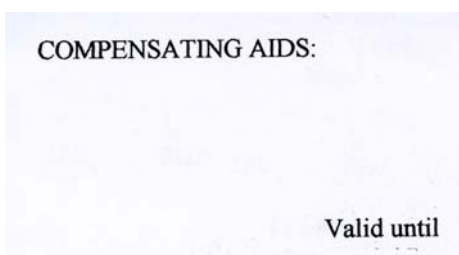
1.2. Athletes are divided into five (5) Grades: Grade Ia, Grade Ib, Grade II, Grade III and Grade IV, each with their own Tests.

1.3. An Athlete may only be awarded international classification status following examination by two internationally accredited PE Classifiers. One (1) classifier must be from a different NF to the Athlete. The examinations do not have to be carried out at the same time and place.

1.4. Classifiers may withhold definitive classification to some Athletes until the Athlete has been observed mounted, in practice and / or during competition. This is at the discretion of the classifier(s), and is not an assessment of the Athlete's skill.

1.5. Completed assessment cards shall be sent to the PE Chief Classifier, at home or at the FEI. If confirmed by the Chief Classifier, the assessment card will be stamped and copied to the Athlete.

1.6. The Athlete's name will be added to the PE master list of internationally classified Athletes.



Back view of FEI PE ID Card

The PE Classification Secretary will issue the Athlete with an FEI PE ID Card.

1.7. Any protests to an Athlete's classification are to be dealt with in accordance with PE procedures. Refer to the PE Classification Manual.

The FEI PE ID Card must be carried by the Athlete at all PE competitions in which they are entered, and all international and national competitions at which the Card is to be used, under penalty of elimination. It is forbidden to use any special equipment/compensating aid that is not printed on the FEI PE ID Card, other than equipment allowed as per these Rules.

1.8. The FEI PE ID Card may also be used by the Athlete to enter some national and international Dressage Competitions for able bodied Athletes using the compensating aids that

are listed on the card. Apply to the FEI Secretariat to ride in FEI Dressage competitions with compensating aids. (See also Article 8422.)

## 2. Competition Organizer Responsibilities

2.1. After the closing date of entries, the OC shall send to the Head FEI PE Classifier a list of all Athletes, their NF, listed Profile Number and the Grade that they are entered. The list will be checked and returned to the OC, verifying those that are classified and a list of those that need to be classified, or re examined. The compensation aids allowed for each Athlete will also be sent to the OC. This list should be circulated to the Technical Delegate, Chief Steward and Judges.

2.2. The OC is responsible to schedule all necessary Athlete classifications to take place before the start of Competition. Forty (40) minutes period should be designated for each appointment, with adequate meal times and breaks scheduled for the classifiers. Athletes shall be sent the date and time of their scheduled classification appointment prior to the Event, or immediately upon their arrival at the competition.

2.3. A clean, private examination room shall be made available for all Classification appointments. The room shall be equipped with a height adjustable examination bed with a pillow, four (4) or five (5) chairs, a table and stool, drinking water and a towel. The area shall be large enough to accommodate the classifiers, the Athlete and the Athlete's representative.

2.4. An appropriate waiting area shall be provided nearby the exam room.

2.5. The classifiers shall be assigned an Administrative Assistant. In addition to administrative duties such as photocopying, the Administrative Assistant shall ensure that Athletes arrive for their scheduled appointments and communicate with team Chefs d'Equipe if necessary, convey classification results to the OC as soon as possible, and arrange for Athletes to be assessed mounted, if required by the classifiers (see section 8 below).

2.6. A private area is to be provided nearby the competition arena for the classifiers (including the host NF's own classifiers who wish to be present) to observe the Athletes in competition and to discuss their Profile without being overheard.

2.7. The classifiers must be invited to arrive 24 hours before the draw takes place, in order for the classifier to have time to classify the Athletes, and then notify the OC about the Athletes' Grades and compensating aids.

2.8. For an Athlete to be assessed mounted, if required, the time and place are to be agreed upon by the Athlete, the OC, Chef d'Equipe, the Technical Delegate and the classifiers. This is a classification assessment, the Athlete's skill shall not be considered during this assessment.

## 3. Invitation to the Classifiers:

3.1. Classifiers will be invited and allocated to each competition by FEI, through the Head FEI Para-equestrian Classifier.

3.2. The OC must confirm the invitation well in advance of the Event.

3.3. The invitation should state clearly the venue, the dates and times of the classification process, and when the classifier is expected to arrive and when to leave. Classifiers should stay to watch the Competition.

3.4. Where air travel is involved, the invitation should also state whether the classifier or the organizers will arrange the flights. If there are any constraints on what flights can be used, details should be explained to ensure that they are acceptable.

3.5 The invitation should confirm that the classifier's expenses will be met as set out in the next section.

3.6 On receiving an invitation, a classifier is expected to respond without delay and to confirm acceptance or otherwise in writing as soon as possible.

### *3.7 Classifiers' Expenses:*

3.7.1. The OCs must undertake to meet all expenses incurred by classifiers, either by providing the facilities or by paying all their relevant costs.

3.7.2. The expenses must cover return travel from the classifier's home to the Competition venue, accommodation, all transport and subsistence at the venue to a reasonable standard, and any other essential expenses.

3.7.3. Accommodation should be provided for the classifiers away from the Athletes if possible, and preferably near the Judges and the Technical Delegate(s).

3.7.4. The OCs will arrange transport from the airport to the venue, and again for the return flight; also daily transport to and from the venue if necessary.

3.7.5. The Classifiers are FEI officials.

3.7.6. All classification protests should be directed in the first instance to the Chief Classifier for that Event. If not resolved the protestor may lodge a formal appeal with the Event Appeal Committee. The Head FEI PE Classifier should be consulted in all Classification protest procedures.

3.7.7. When new nationally classified Athletes are classified internationally for the first time before an event, it may be found that the Athlete has been entered in the wrong Grade (lower). The Athlete can either compete in the Grade given by the international classifier or should stay in his entered Grade for the duration of that event. However, if the Athlete chooses to ride in the grade he was entered, the score as calculated from the total of all Judge's percentages will be reduced by ten percent (10%) of total result. Medals won by that Athlete will remain with the Athlete and he will appear on the scoreboard and result sheets. See more detail in Classification Manual.

3.7.8. The Head Classifier and at least two (2) Senior (preferably 'O') Technical Delegates shall make up the Classification Panel that adjudicates on compensating aids, etc. They will consult with other experts as necessary.

## ANNEX II International PE Dressage Judges

1. Judges are divided into three (3) categories: PE International Candidate Judges, PE International Judges and PE Official International Judges (see GRs - Judges). The age limit for all categories is seventy (70) years

2. The number of International Candidate Judges, International Judges and Official International Judges for different regions will be dependent upon the number of international events held in the region. It also depends on the availability of national Judges judging to a high enough standard who have attended a PE Judges' Course and consequently been accredited as a PE Judge.

3. The Rules for the appointment of Judges are laid down in Articles 8437 and 8446 above. For Young Riders, Juniors and Ponies Events refer to the appropriate Regulations concerned.

4. The qualifications for an International Candidate Judge are as follows:

4.1. To speak at least one (1) of the two (2) official FEI languages and if possible understand the other.

4.2. To judge nationally to Prix St George standard, and to have attended an official PE dressage Judges' course, to have passed a Test, and to have been accredited as a PE Judge.

4.3. To be proposed by his NF or a member of the PE Committee (with the agreement of the relevant NF), and accepted by the PE Dressage Technical Committee.

4.4. Promotion to International Candidate Judge is in principle only possible until the age of sixty five (65).

5. The qualifications for promotion to International Judge are as follows: In order to be eligible to be considered for promotion to International status, Candidate Judges must firstly have fulfilled a minimum number of judging engagements as follows:

- judged as a member of a Ground Jury at not less than four (4) CPEDIs 1\* or 2\*  
*or*
- judged as a member of a Ground Jury of five Judges at two (2) CPEDIs 3\*  
*or*
- acted as reserve Judge at two CPEDI 3\* or above, and shadow judged classes where not actually officiating  
*or*
- shadow judged all Grades and Freestyle at two (2) CPEDI 3\* or above.

NB. Shadow judging in both 3 and 4 above to be with the agreement of an officiating PE 'O' Judge (or a retired PE 'O' Judge who is going to be present at the Event) who will examine the sheets and report back to the Candidate Judge and the Chairman of the PE Dressage Technical Committee with their findings. At least one competition must be actually judged as a member of a Jury. They must be recommended for up-grading by their NF or the PE Committee, (with the agreement of their NF) advised by an active or retired "O" Judge. Promotion to International Judge is in principle only possible until the age of sixty eight (68).

6. The qualifications for an Official International Judge are as follows:

6.1. To fulfil the conditions required to be an International PE Judge and the Guidelines for FEI PE "O" Judges (see Annex V).

6.2. To be selected by the Bureau of the FEI on the advice of the Standing Technical PE Committee, from the FEI list of PE International Judges and put on the list of Official PE International Judges.

6.3. Official Judges, as of right, may attend FEI Judges seminars over and above the number of Judges allowed per NF.

7. International Candidate Judges, International Judges and Official International Judges may never act as secretaries or assistants to the President or any other member of a Ground Jury at international Dressage events. International Candidate Judges may, however, sit in with higher-level officiating Judges if they give their permission.

8. Judges, acting at an International Event will be paid as follows: Reimbursement of all transportation costs, full board and lodging.

9. No Judge may officiate at an Event if his duties will involve a conflict of interest (see GRs). The following persons may not be a member of a Ground Jury at an Event :

9.1. The owners/part-owners and Athletes of Horses taking part in the Event.

9.2. Chefs d'Equipe, team officials, regular trainers and employers and employees of Athletes.

NB: 'Regular trainer' means: training a Horse/Athlete for more than three (3) days in the twelve (12) months period prior to an Event or any training during a period of six (6) months before an Event. NB: 'Three Days' means any training on more than three (3) days in the twelve (12) months period. In the immediate six (6) months to an Event no training may occur.

9.3. The relatives of owners, athletes, Chefs d'Equipe or team officials.

9.4. Persons having a financial or personal interest in a Horse or athlete taking part in a Competition.

9.5. When accepting invitations to judge, a Judge must declare his interest in any person or Horse competing internationally that he has trained/owned/part-owned or has had a business interest in within the twelve (12) months preceding the Event, thus giving the OC the opportunity to allocate such a Judge to Competitions in which this particular person/Horse will not take part.

Any violations to the Rules will be reported to the PE Dressage Technical Committee for the attention of and action by the FEI Tribunal.

9.6. FEI PE Judges may not officiate at Senior Competitions and also compete internationally on the same continent within the same calendar year. They must declare to the FEI via their NF by 1<sup>st</sup> January each year whether they wish to judge or compete during that particular year.

10. The FEI shall invite NFs to send him the names of persons qualified to exercise the functions and to fulfil the conditions required of a PE International Judge and a PE International Candidate Judge, together with a complete statement of their qualifications including their backgrounds as Athletes and/or trainers. NFs must ensure that only the names of those persons who meet the requirements are forwarded to the FEI (see GRs - Judges).

11. Refer to Annex for Guidelines for "O" Judges.

12. FEI PE Judges who have remained inactive for a period of more than three (3) years may be removed by the PE Dressage Technical Committee from the list of FEI PE Dressage Judges. NFs, after notifying the particular Judge(s), must advise the FEI of the names of Judges who have not judged at an international Event or attended an FEI PE Judges' Course for a period of more than three (3) years and request that they be removed from the list of FEI PE Dressage Judges.

13. All PE Dressage Judges have to attend at least one (1) FEI PE Judges' Course every three (3) years. If not, they are liable to be removed from the FEI list by the PE Dressage Technical Committee.

### **ANNEX III Guidelines for Dressage Competitions with All Horses Borrowed**

International Events or Competitions may be organised with Horses borrowed by the host NF with the approval of the FEI (see Article 8420). In such cases, the following conditions apply:

1. The schedule must establish any additional conditions under which the Horses are borrowed and the Competitions are organised. A technical meeting must be organised before the Horse Inspection and draw to brief Chefs d'Equipe, athletes, Horse owners and officials on special conditions concerning both borrowed Horses and the organization of the Event.

1.1. The OC will make available the necessary number of Horses to allow for a choice of two (2) suitable Horses with good temperaments, trained to the standard required, for each Athlete in each Grade.

2. All Horses must be schooled so as to be capable of competing at the level of Competition intended, or above it, and must have good temperaments.

2.1. When there are not enough Horses available for Athletes to be supplied with the choice of two (2) Horses, there should be enough suitable Horses as above required for the number of Athletes in each Grade plus at least thirty three percent (33%) Horses to Athletes as reserves.

2.2. The draw for the Horses must take place as early as practicable at the latest, however, twenty four (24) hours before the start of the first Competition.

3. The Horse Inspection must take place in front of the Chefs d'Equipe or a representative of the team, as well as the Athletes, the President of the Ground Jury and the President of the Veterinary Commission or the Veterinary Delegate. The Horses must be properly identified.

3.1. The owners of Horses will bring a bridle in accordance with Article 8428 for use on their Horse. The Technical Delegate and the President of the Ground Jury will note the bridles and bits for each Horse. These bridles and bits cannot be changed throughout the whole Event except by agreement with the owner or his representative. The owners should also bring saddles, in case those brought by the Athlete do not fit – refer to the Code of Conduct. All reserve Horses must be inspected. Substitutions may only be made when authorised by the FEI Veterinary Delegate, the Foreign Judge and/or the Technical Delegate. Team Horses may be exchanged within a team. See also Article 8422.9 (Sharing of Horses).

4. On the day or night before the start of the first Competition, a draw for the starting order will take place in accordance with Article 8425.

5. The OC should provide a reasonable number of suitable reserve Horses for each Grade to be used in case any Horse is found to be unsuitable, or unfit to compete by the Veterinary Delegate/Commission after the draw. The reserve Horses must be named at the draw.

5.1. In the cases above, there must be a draw for the reserve Horse. These Horses must have passed the Horse Inspection. Whatever the number of athletes or Horses involved, there must be an attempt to have more Horses than the athletes in the draw.

6. In cases where each Athlete draws two (2) or three (3) Horses for a whole Event, at least one (1) hour must be set aside for practice with the Horses, preferably the day before the Event begins. All Athletes will be able to warm-up and school their Horses for half an hour before their start time in each Competition (Competitions under paragraph 5 excluded). This must be supervised by the Technical Delegate and/or the FEI Steward.

7. FEI Passports shall not be required, provided that only national Horses take part which can be positively identified with a document accepted by the NF.

**ANNEX IV Categories of Events**

Competition Category	Minimum number of NFs invited	Special requirements	Ground Jury				TD appointed by	Appeal Committee		Chief Steward Appointed by
			Appointed by	Numbers required	Qualifications required	International Jury		Number required	Appointed by	
CPEDIM Minor International	3	May have Team Competitions	NF and OC	5 or 3	PEO PEI PEIC	Not required	NF and OC	0 or 1	NF and OC	NF and OC
CPEDI1*	4									
CPEDI2*	4									
CPEDI3*	6	Must have Team Competitions	FEI to approve		PEN – one only	Required (one Foreign Judge out of 3, or three out of 5)	FEI to approve		FEI to approve	FEI to approve
CPEDI4* Major Championships, Paralympic Qualifiers			FEI	5	PEO PEI		FEI	3	FEI	FEI
Paralympic Games 5*										
See Article	8420	8420.3	8437	8437	8437	8437	8446.2	8440		

*Ground Jury Appointed by:*

FEI = FEI

NF = National Federation;

OC = Organizing Committee.

*Qualifications of PE Judges:*

PEO = Official;

PEI = International;

PEIC = International Candidate;

PEN = National

NOTE: For competitions above CPE-DN, requests for Functional Classifiers must be directed to the FEI Technical Committee who will appoint them. All competitions have to have classifiers present.

## **ANNEX V Directives for FEI "O" Judges**

("O" Judges may only be proposed by the Para-equestrian Committee.)

1. Should have proved well as "I" Judge.
2. Should have judged approximately eight (8) CPEDI as an "I" Judge before being considered as an "O" Judge by the PE Committee.
3. Should be able to conduct Judges' and Athletes' clinics.
4. Must speak, read and write English.
5. Must be fully capable of officiating as President of the Ground Jury at the highest level of Competition.
6. Must be able to adhere to unwritten code of dress and standard of behaviour.
7. Should have an appropriate attitude towards Athletes, owners, organizers and other Officials.
8. Must integrate well into a team.

The status of Official International Judges no longer performing to the above criteria or no longer judging actively, may be reviewed by the PE Dressage Technical Committee.

## **ANNEX VI Stable Security**

The following provisional measures for PE Dressage Events, other than Championships and Games, are implemented on an experimental basis:

The experiment will be reviewed annually.

The objective is to reduce costs and potentially unnecessary regulations for OCs.

VRs Articles 1005.2.4, 1005.2.5.1 and 2.5.2 will not apply for CPEDIs.

The welfare of Horses must not be compromised in any way.

OCs will be required to ensure that the stable area(s) at their Events are controlled by Stable Manager(s) / Stewards on a twenty four (24) hour basis, to guard against Horses getting colic, being cast in their boxes and, e.g. the risk of fire, etc.

Security fences and access control will not be compulsory. However, the Veterinary Delegate or the Technical Delegate have the right to require these measures, or that a rope limit be set in order to ensure that vehicles are not parked too close etc., should it be needed for practical reasons.

Minimum FEI stable security requirements to be met for all other Competitions.

## ALPHABETICAL INDEX

### A

<b>Abuse of Horses</b>	<b>8441</b>
<b>Accident of Horse or Athlete</b>	<b>8424.1.2</b>
<b>Adaptation of Equipment</b>	<b>8428</b>
<b>Age Limits of Participants</b>	<b>8422.2</b>
<b>Age of Horses</b>	<b>8422.7.1</b>
<b>Aids</b>	
- allowed for PE Athlete	8428.7
- of the Athlete	8418
- Specification on FEI PE Card	8422.1.3, Annex I (1)
<b>Appeal Committee</b>	<b>8440, 8449</b>
<b>Application of Rules (timing)</b>	<b>8422.8.11</b>
<b>Arena</b>	<b>8429</b>
- Centre Line	8429.5
- Entering	8429.11, 8430.9
- Horse Leaving	8430.12
- Huts	8429.6.1
- Indoor	8429.11
- Letters	8429.4
- Places of the Judges	8429.6
- Practice	8429.10
- Publicity on	8429.3
- Size of	8429.2
- Use of	8429.9
<b>Assistance, Outside</b>	<b>8430.16</b>

### B

<b>Behavior of Horses</b>	<b>8422.7.2</b>
<b>Bend/Flexion</b>	<b>8412.3</b>
<b>Bits</b>	<b>8428.2</b>
<b>Blind Athletes</b>	<b>8427.1.7, 8430.15</b>
<b>Boots</b>	<b>8427.1.4</b>
<b>Borrowed/Loan Horses</b>	<b>8425.19, Annex III</b>
<b>Bridles</b>	<b>8428.2</b>

### C

<b>Calculation of Scores &amp; Results</b>	<b>8434</b>
<b>Callers</b>	<b>8430.15.8</b>
<b>Canter</b>	<b>8405</b>
- Collected	8405.4.1
- Counter or False	8405.5
- Extended	8405.4.4
- Flying Change of Leg	8405.7
- Medium	8405.4.3
- Simple Change of Leg	8405.6
- Working	8405.4.2
<b>Categories of Dressage Events</b>	<b>8420, Annex IV</b>
- Championships	8420.8
- International Category A Events	8420.1.3
- International Category B Events	8420.1.2
- National Events	8420.1.1
- Paralympic Games	8420.10
- Regional Games	8420.9
- Team Competition	8420.2
<b>Centre Line</b>	<b>8429.5, 8429.7</b>
<b>Championships</b>	<b>8420.8, Ch. V</b>

- Appeal Committee	8449
- Classification	8422.1, Annex I
- Competitions	8420
- Continental and World	8447-8455
- Expenses and Privileges	8452, Annex I (4)
- Ground Jury	8437, 8455.2
- Organization	8447
- Participation (Teams, Individuals, Holder of Title, Additional Competitors)	8450
- Priority	8447
- Prizes	8454
- Qualification (Competitors)	8451
- Technical Delegate	8438, 8448
<b>Change of Horse</b>	<b>8456.2.3</b>
<b>Change (simple) of Leg at Canter</b>	<b>8405.6</b>
<b>Change of Leg in the Air (Flying change)</b>	<b>8405.7</b>
<b>Changes of Direction</b>	<b>8409</b>
<b>Checking of Saddlery</b>	<b>8428.12</b>
<b>Circle</b>	<b>8410.1</b>
<b>Classification</b>	<b>8422.1, 8439, Annex I</b>
- Card	8422.1.3, Annex I (1)
- Functional Profile	8422.1
- Grade	Annex II (1)
- Protest/Appeal	8493.6, Annex I (1 & 8)
<b>Classifiers</b>	<b>8439, Annex I</b>
- Expenses	Annex I (4)
- Invitations to	Annex I (3)
- OC`s Responsibilities	Annex I 2-5
- Transportation of	Annex I (4.4)
<b>Collection</b>	<b>8416</b>
<b>Collective Marks</b>	<b>8432.4</b>
<b>Commanders</b>	<b>8430.15</b>
<b>Commission (Veterinary)</b>	<b>8442</b>
<b>Committee (Appeal)</b>	<b>8440</b>
<b>Companion Horse</b>	<b>8430.16.4</b>
<b>Compensating Aids</b>	<b>8422.3, 8428.7, Annex I (1)</b>
<b>Competition</b>	<b>8420</b>
- Maximum per Day	8420.4
- Team	8420.2
<b>Corners (riding)</b>	<b>8409.2</b>
<b>Counter-Canter (False)</b>	<b>8405.5</b>
<b>Counter-change of hand</b>	<b>8409.3, 4-5</b>
<b><u>D</u></b>	
<b>Deaf (Assistance for the)</b>	<b>8430.15.3</b>
<b>Declaration of Starters</b>	<b>8424</b>
<b>Decoration</b>	<b>8428.8</b>
<b>Delegate, Veterinary</b>	<b>8442</b>
<b>Details to the Freestyle Test</b>	<b>8421.7</b>
<b>Direction (Changes of)</b>	<b>8409</b>
<b>Draw (Order of Starting)</b>	<b>8425</b>
<b>Dress</b>	<b>8427</b>
<b>Dressage Tests</b>	<b>8421</b>
<b>Drugs</b>	<b>8445</b>
<b><u>E</u></b>	
<b>Entries</b>	<b>8423</b>
<b>Error of the Test</b>	<b>8430.4</b>

<b>Error of Course</b>	<b>8430.2</b>
<b>Execution of Tests</b>	<b>8430</b>
<b>Exercise Arenas</b>	<b>8429</b>
<b>Exercising Horses</b>	<b>8422.8</b>
<b>Expenses</b>	<b>8452</b>
<b><u>E</u></b>	
<b>Fall of Competitor or Horse</b>	<b>8430.11</b>
<b>False Canter</b>	<b>8405.5</b>
<b>FEI PE ID Cards</b>	<b>8422.1.3, Annex I</b>
<b>Figures</b>	<b>8410</b>
- Figure of Eight	8410.3
- Serpentine	8410.2
- Volte	8410.1
<b>Flying Change</b>	<b>8405.7</b>
<b>Freestyle</b>	<b>8421</b>
- Degree of Difficulty	Annex VI
- Test	8421.2.7
- Time	8431
<b>Functional Profile/Classification</b>	<b>8422.1</b>
<b><u>G</u></b>	
<b>Games</b>	
- Paralympic	8420.10, Ch. VI
- Regional	8420.9
<b>Gloves</b>	<b>8427.1.6</b>
<b>Grades</b>	
- Dressage Tests	8421.2
- Number of Horses	8420.4
- Riding Down	8420.4.5, Annex I (7)
- Riding Up	8420.3
- Wrong	Annex I (7)
<b>Ground Jury</b>	<b>8437, Annex II</b>
- Assistant to President	8437.4
- Foreign Judge	8437.10-11
- Huts for	8429.6.1
- Number of Judges	8437.1
- Placement of	8429.6
- Qualifications of Judges	8437.5-10
- Secretary	8437.3
<b><u>H</u></b>	
<b>Half halt</b>	<b>8408</b>
<b>Half pass</b>	<b>8412.9</b>
<b>Half pirouette</b>	<b>8413</b>
<b>Halt</b>	<b>8402</b>
<b>Hand Holds</b>	<b>8428.4.2</b>
<b>Hats</b>	<b>8427.1.3, 8430.10</b>
<b>Helpers</b>	<b>8430.16.3</b>
<b>Horse, Leaving the Arena</b>	<b>8430.12</b>
<b>Horse on the Bit</b>	<b>8401.6</b>
<b>Horses, Conditions of Participation</b>	<b>8422.7</b>
<b><u>I</u></b>	
<b>ID Cards</b>	<b>8422.1.3, Annex I (1)</b>
<b>Illness/Accident of Horse or Athlete</b>	<b>8424.1.2</b>
<b>Impulsion</b>	<b>8417</b>
<b>International Events</b>	<b>8420.1</b>
<b>Invitations</b>	<b>8423</b>

<b>Invitations to Classifiers IPC</b>	<b>Annex I (3) 8419.3</b>
<b><u>J</u></b>	
<b>Judges (see also Ground Jury)</b>	
- Directives for 'O' Judges	Annex VI
- Foreign	8437.10-11
- Huts	8429.6.1
- International	Annex II
- Location of	8429.6
- Sheet	8433
<b><u>L</u></b>	
<b>Lameness</b>	<b>8430.7</b>
<b>Lateral Movements</b>	<b>8412</b>
- Half-Pass	8412.9
- Renvers	8412.8
- Shoulder In	8412.6
- Travers	8412.7
<b>Leaving Arena</b>	<b>8430.12</b>
<b>Leg Yielding</b>	<b>8411.3</b>
<b>Letters in the Arena</b>	<b>8429.4</b>
<b>Lungeing</b>	<b>8422.8.1</b>
<b><u>M</u></b>	
<b>Marking</b>	<b>8421.2, 8432</b>
<b>Marking (Scale of Marks)</b>	<b>8432.3. Annex VI</b>
<b>Medication Control</b>	<b>8445</b>
<b>Movements, Aim of</b>	<b>8411.2</b>
<b>Music Failure</b>	<b>8431.1.3</b>
<b><u>N</u></b>	
<b>National Events</b>	<b>8420.1</b>
<b>Nosebands</b>	<b>8428.3</b>
<b>Numnahs</b>	<b>8428.5</b>
<b><u>O</u></b>	
<b>Object and General Principles</b>	<b>8401</b>
<b>Object of Int. PE Events</b>	<b>8419</b>
<b>Order of Starting</b>	<b>8425</b>
<b>Organization of Major Championships</b>	<b>8447</b>
<b>Outside Assistance</b>	<b>8430.16</b>
<b><u>P</u></b>	
<b>Paralympic Games</b>	<b>Chapter VI</b>
- Ground Jury	8460
- Medals	8461
- Order of Starting	8458
- Participation	8450
- Qualification Criteria	8456.1
- Reserve Horses	8456.3
- Rules	8456.2
- Schooling of Horses	8459
- Shared Horses	8459.2
- Tests to be Ridden	8457
<b>Participation</b>	
- At Major Championships	8450
- Competitions	8420, 8447, 8456

- Conditions of	8422
- Number of Competitors	8420.4
<b>Passage</b>	<b>8414</b>
<b>Passports of Horses</b>	<b>8446, Annex III.7</b>
<b>Personal Support Staff</b>	<b>8420.4.7</b>
<b>Piaffe</b>	<b>8415</b>
<b>Pirouette</b>	<b>8413</b>
<b>Position of the Athlete</b>	<b>8418</b>
<b>Practice Arena</b>	<b>8429.10</b>
<b>Privileges</b>	<b>8452</b>
<b>Prize Giving</b>	<b>8436</b>
<b>Prizes/Prize Money</b>	<b>8454</b>
<b>Promotional Events</b>	<b>8420.1</b>
<b>Protests against Classification</b>	<b>8493.6</b>
<b>Publicity</b>	<b>8429.3</b>
<b>Publishing Results</b>	<b>8435</b>
<b><u>Q</u></b>	
<b>Qualification</b>	<b>8451</b>
<b>Quick Release Mechanisms</b>	<b>8428.7.3</b>
<b><u>R</u></b>	
<b>Rein Back</b>	<b>8406</b>
<b>Reins</b>	
- Adaption of	8428.7.2
- Foot Reins	8428.7.1
- Holding of	8418.2, 8430.10
<b>Renvers</b>	<b>8412.8</b>
<b>Reserve Horses</b>	<b>8456.3</b>
<b>Resistance</b>	<b>8430.13</b>
<b>Results</b>	<b>8435</b>
- Calculation of	8434
- Publication of	8435
<b>Rules in Force (Timing)</b>	<b>8422.8.11</b>
<b><u>S</u></b>	
<b>Saddle Covers</b>	<b>8428.5</b>
<b>Saddlery</b>	<b>8428</b>
<b>Saddlery Aids</b>	<b>8428.7</b>
<b>Saddlery Checks</b>	<b>8428.12</b>
<b>Saddles</b>	<b>8428.4</b>
<b>Safety</b>	<b>8422.7.2, Annex VII</b>
<b>Safety Stirrups</b>	<b>8427.14</b>
<b>Salute</b>	<b>8430.10</b>
<b>Schooling of Horses</b>	<b>8422.8</b>
<b>Scores</b>	<b>8434</b>
<b>Seat</b>	<b>8418.1</b>
<b>Seat Covers</b>	<b>8428.5</b>
<b>Serpentine</b>	<b>8410.2</b>
<b>Sharing Horses</b>	<b>8422.9</b>
<b>Shoulder-in</b>	<b>8412.6</b>
<b>Spurs</b>	<b>8427.1.8</b>
<b>Stable Security</b>	<b>Annex VII</b>
<b>Starters (Declaration of)</b>	<b>8424</b>
<b>Starting (Order of)</b>	<b>8425, 8458</b>
<b>Stewards</b>	<b>8443</b>
<b>Submission</b>	<b>8417</b>
<b>Substitution of Horses</b>	<b>8456.2.3</b>
<b>Support Staff</b>	<b>8420.4.7</b>

## I

### **Team**

- Competitions 8420.2, 8447.4
- Size of 8450.2

### **Technical Delegate**

**8438, 8448**

### **Technical Failure**

**8431**

### **Tests**

**8421**

- Assistance in 8430.9, 8430.16
- Beginning/End of 8430.14
- Break/Pause between 8429.7
- Details of 8421
- Different Levels of 8421
- Error of 8430.4-8
- Execution of 8430
- Marking of 8421.2.7.9-10, 8432
- Repeat of Movement in 8430.4
- Timing of 8431

### **Time Failure**

**8431**

### **Transitions**

**8407**

### **Travers**

**8412.7**

### **Trot**

**8404**

- Collected 8404.4.1
- Extended 8404.4.4
- Medium 8404.4.3
- Working 8404.4.2

### **Turn on Haunches**

**8413**

### **Turn out/Grazing**

**8422.8.10**

## V

### **Velcro**

**8428.7.4-6**

### **Veterinary**

- Commission 8442
- Delegate 8442
- Inspections/Examinations 8444
- Treating 8442.2

### **Voice (Use of the)**

**8418.3**

### **Volte**

**8410.1**

## W

### **Walk**

**8403**

- Collected 8403.4.1
- Extended 8403.4.3
- Free 8403.4.4
- Medium 8403.4.2

### **Weight**

**8426**

### **Whip**

**8428.6**

### **Working on Two Tracks**

**8411**